

**Testimony of Agriculture Secretary Russell Redding before the House Agriculture and Rural Affairs Committee regarding House Bill 1463**

**A Plan to Protect Dogs and Modernize Dog Licensing in PA**

**Wednesday, September 27, 2017**

Chairman Causer, Chairman Pashinski, and members of the committee, thank you for the opportunity to appear before you today to discuss the perilous financial state of the Dog Law Restricted Account and our plans not only to restore long-term solvency to that fund, but also modernize the way we license dogs in the commonwealth—improving convenience for dog owners in the process and making our entire operation far more efficient.

Before I begin, I want to first thank Chairman Pashinski for his sponsorship of this legislation, House Bill 1463. He understands the important public safety role we play at the department through our Bureau of Dog Law Enforcement, and he is committed to helping us find a solution that ensures we retain the ability to protect our four-footed canine companions and members of the public from dangerous dogs.

**Time is of the Essence**

Simply put, the reason we have pursued this legislation is because the Dog Law Restricted Account is on the brink of insolvency. There are several factors behind this problem, including the diversion of \$4 million from the account in 2009 to balance the state budget. Since that time, the account's ending balances have trended downward every year. Whereas there were \$7 million in the fund in FY 2009-10, we ended last fiscal year with less than \$1.9 million.

Within the next two months, it is very likely the fund balance will reach negative territory, and while it will rebound through normal cash flows, we still project a fiscal-year-end deficit. Our forecast for next fiscal year has the fund operating in a deficit position the entire year, ending FY 18-19 more than \$1.6 million short. The problem and the size of that deficit will only grow worse, year after year, and our General Government Operations appropriation is in no position to provide relief or absorb these expenses.

**Increasing Revenues and Cutting Expenses—But Still Not Enough to Stay Solvent**

We recognize the difficult financial position the commonwealth faces, and we recognize that many are averse to any sort of fee increase. We have avoided seeking a change in the price of a dog license for as long as we could. We can no longer wait.

Since 2012, we have worked diligently to increase revenues by increasing the number of units sold—in this case, the number of dog licenses. We increased the number of licenses sold by 14 percent between 2012 and 2016, an increase of nearly 120,000 units. That increase has led to a more than \$650,000 increase in sales revenues, a jump of nearly 12 percent. The bulk of this uptick is the result of more dog owners choosing to buy lifetime licenses, as opposed to an annual license. Lifetime license sales have increased by 54 percent since 2009 so that today,

lifetime sales account for 5.6 percent of total licenses sold. Eight years ago, that percentage was only 3.7 percent. While this contributes positively to the revenue picture, the cost of an annual license is equivalent to slightly less than five years' worth of annual license revenue. Thus, because most dogs live more than five years, there is essentially no revenue coming in beyond the fifth year for those dogs to meet expenses.

And while we have increased revenues, we have also been diligent about reducing expenses. Comparing fiscal year 2010-2011 to fiscal year 2015-2016, we have reduced operating costs by nearly half a million dollars annually. We have accomplished this by moving to an on-demand model for printed materials; eliminating the grant reimbursements to kennels for holding and disposal costs, which means less funding for more than 50 shelters across the state; and by leasing vehicles rather than buying them, which has cut maintenance costs significantly. We have also reduced our complement of employees working within the Bureau of Dog Law Enforcement from 92 in FY 10-11 to 62 today, saving at least another \$650,000 annually after adjusting for mandated salary and benefit increases over the past six years. We also have kept four positions vacant in order to further control personnel expenses. These positions would have covered territory in Carbon, Crawford, Lancaster, Monroe, Snyder and Union counties. Because of these vacancies and prior personnel reductions, we now have 20 wardens—or nearly a third of the bureau's complement—covering two or more counties.

### **The Consequences of Inaction**

If our financial projections come to pass, we will face some very difficult decisions about how to manage the bureau moving forward. We risk drastically undermining the good work Pennsylvania has done since 2008 to protect dogs in commercial breeding kennels. We may have fewer personnel to protect stray dogs; fewer personnel to monitor the dangerous dog registry; fewer personnel to respond to cases of dog bites; and fewer wardens to inspect licensed kennels and investigate illegal kennels where the health and safety of dogs are a tremendous concern.

For perspective, last year, our dog wardens helped to protect at least 5,000 stray dogs, ensuring each was placed securely in a shelter until they could be reunited with their families.

Additionally, protecting the public from dangerous dogs is a responsibility we take seriously at the department, and one we do not want to see eviscerated because of insufficient funding. There are approximately 520 dogs that have been deemed dangerous by a magisterial district judge. In reality, that number is probably much higher due to underreporting by some municipalities. And with respect to dog bites, last year there were 955 dog bites reported to the bureau for investigation. In fact, a report from the Insurance Information Institute and State Farm ranked Pennsylvania fourth in the nation for the number of dog bite cases.

### **An Opportunity to Modernize Dog Licensing, Operate More Productively and Efficiently**

While we want to avoid any degradation of service, at the same time, we feel this is an opportunity to modernize how we administer the Dog Law, specifically, how we license dogs in this state. This modernization would benefit not only the Department of Agriculture, but our partners who aid us in the sale of dog licenses, such as county treasurers. Kennels, our wardens, and other law enforcement personnel would be able to place a licensed dog with their owner

more quickly, freeing them up for the other valuable work they do to protect our communities. And dog owners would have the convenience of purchasing a dog license from the comfort of their home—access that the public increasingly demands as more people make their purchases online.

Presently, we rely on a fragmented system where counties use multiple online vendors or—in some cases—only paper forms to license dogs. HB 1463 will allow the commonwealth to create a single online platform where residents can buy dog licenses from the comfort of their own home. That system will help us to create a single, statewide database of dog license holders, enabling us to better target our enforcement efforts and proactively market license renewals to pet owners—just like any business would do for its service.

Our plan also means more money and fewer expenses for county treasurers, which will continue to have an important role under our modernization plan. Under HB 1463, counties will receive more revenue for each dog license they sell, potentially equaling hundreds of thousands of dollars more per year. At the same time, the online statewide sales portal will be made available to counties free-of-charge, offering them a more affordable option than the systems many county treasurer offices use presently. These systems can cost as much as \$10,000 to create and thousands more each year in maintenance costs. We hope to help counties turn the dog licensing function of county treasurers from a cost center to a profit center.

Finally, I will note that allowing for a fee increase means we will be able to restore the reimbursement grants to shelters that were discontinued in 2012 due to insufficient funding. These grants went to approximately 50 kennels and shelters in your districts and elsewhere across the state that help us by taking in stray dogs and holding them until the owners can be found. In traveling the state, we have heard from kennel operators and staff how detrimental the loss of this funding was to them, making it all the more difficult to fulfill their mission. With new revenue from a fee adjustment, we will be able to reinstate that \$600,000 grant program.

### **Adjusting License Fees to Keep Pace with Inflation**

To finance these improvements and to return the Dog Law Restricted Account to financial stability, we are seeking an increase in the price of a dog license. This would be the first license fee increase in 21 years, and our proposal seeks only a change that is in line with inflation over the past two decades. As two examples, the annual license fee for spayed or neutered dog would increase from \$6.50 to \$10, and the lifetime license fee would go from \$31.50 to \$47.

These proposed license costs are comparable to—if not less than—what dog owners pay in parts of Pennsylvania that set their own rates. For instance, the annual dog license fee in Scranton is \$35, and Altoona charges \$54 for a lifetime license.

This proposal was the result of efforts by the Dog Law Advisory Board. In 2016, we reconvened the board after it has gone without meeting or any activity for a number of years. During the reconstituted board's first meeting in April 2016, members voted to form three subcommittees to develop recommendations on matters of finance, licensing education and public outreach, and the sheltering and rescuing of dogs. The proposal encapsulated in HB 1463 largely reflects the work of the finance workgroup. That workgroup included Dauphin County Treasurer Janis

Creason, whom you will hear from shortly. I appreciate her role and that of her colleagues and fellow board members in formulating this proposal.

We anticipate this new fee structure, once enacted, will yield approximately \$2.8 million in new revenue each year above what is presently collected. Implementing the fee now will enable the Dog Law Restricted Account to remain solvent through 2021 based on our projections. It is possible that timeline could be extended if actual rates of increase in expense line items fall short of our assumptions, and other changes were to occur in statute, regulation or through other administrative measures. That is a conversation about which we are certainly willing to engage with you and other members of the General Assembly.

As many of you may know, in developing their proposal, the workgroup developed a 20-year forecast of revenues and expenditures from the Dog Law Restricted Account. The members were attempting to model future revenues and expenditures. In the course of developing that model, it became clear subsequent increases would be necessary to maintain the account's solvency, so the workgroup anticipated increases of between approximately 15-20 percent every four years.

I want to assure the General Assembly that while HB 1463 allows the Secretary of Agriculture to adjust the fee in future years to an amount that "shall be only that which is required to cover the reasonable and necessary expenses of administering the duties" of the department under the Dog Law, the decision to seek subsequent increases is not a foregone conclusion. We are committed to adjusting fees only when absolutely necessary to maintain operations, and we are committed fully to working with you to ensure we are diligent about controlling costs and finding efficiencies in order to minimize the need for such a future increase beyond what we are requesting today.

## **Closing**

Chairman Causer, Chairman Pashinski, and members of the committee, again I thank you for the opportunity to appear before you today to discuss the imminent threat facing our enforcement of the state's Dog Law. Like you and countless others across the commonwealth, I care about the health and safety of our canine companions. As a former dog owner, myself, I know that we consider our pets to be members of our family. We want to be sure they are safe and secure. When they go missing, we worry about them, and we hope and pray they are returned to us unharmed.

The staff of the Bureau of Dog Law Enforcement are committed to performing that work. They are dedicated public servants who work tirelessly across the state to ensure dogs and kennels are licensed in accordance with the law; to protect stray dogs and reunite them with their families; and to investigate and protect the public from dangerous dogs. As I mentioned earlier, there are 30 fewer employees within the bureau today than there were in 2010, so our remaining wardens are in many cases covering the territory previously occupied by two or three other wardens.

We recognize that we all must do more with less, and we have done so, cutting more than \$1 million in annual expenses. Those are recurring savings that have helped to keep the Dog Law Restricted Account afloat until now, but the time for new, sustainable revenue is upon us. In the coming months, without an increase in the price of a dog license fee, we will very likely have to



further curtail services. Given the progress we made to reform and better enforce health and safety regulations on commercial kennels since 2008, progress made possible by the work of this committee and General Assembly, I want to continue to maintain the high bar we have established and not undo the good work we have accomplished together.

Again, I thank you for your time, and I will be happy to take your questions.



**The Dog Law**  
**Report to the Pennsylvania General Assembly**  
**Act 225 of 1982, as amended by Act 119 of 2008**

**March 2017**

## Table of Contents

|   |    |
|---|----|
| Overview.....   | 2  |
| Dog Licenses.....   | 2  |
| Kennel Licenses.....  | 2  |
| Out-of-State Dealers.....   | 2  |
| Dog Law Inspection and Enforcement Activities.....  | 3  |
| Citation Issuance.....  | 3  |
| Dogs Seized and Impounded and Total Reimbursements.....   | 3  |
| Payments Made from the Dog Law Restricted Account.....  | 3  |
| Licensing Fees.....   | 4  |
| Accomplishments.....  | 4  |
| Operations.....   | 4  |
| Training.....   | 4  |
| Marketing and Public Relations.....   | 4  |
| Partnerships.....   | 5  |
| Appendices.....   |    |
| A: Bureau of Dog Law Enforcement regions and supervisors.....   | 6  |
| B: State dog wardens by county.....   | 7  |
| C: Dog licenses issued in each class by county and license fees collected.....  | 9  |
| D: Kennel licenses issued in each class by county and license fees collected.....   | 11 |
| E: Out-of-state dealer licenses issued and license fees collected.....  | 15 |
| F and G: Kennel inspections performed by kennel class, including the number of dogs kept at each inspected kennel and the county of location..... | 16 |
| H: Citations issued by county.....  | 20 |
| I: Dogs seized and impounded and reimbursements made by the department for the transportation, care and feeding of such dogs.....                 | 22 |
| J: Addressing enforcement by independent political subdivisions.....  | 23 |

## **Overview**

Act 225 of 1982, as amended by Act 119 of 2008 charged the Pennsylvania Department of Agriculture with enforcing the commonwealth's Dog Law.

The department's Bureau of Dog Law Enforcement (BDLE) enforces regulations by licensing individual dogs, licensing and inspecting kennels, humanely capturing dogs found running at large, investigating dangerous dog incidents, and processing claims for livestock damage caused by dogs and coyotes.

As required by Section 906 of the Dog Law, this report to the General Assembly provides:

- Total payments made by the department from the Dog Law Restricted Account and the reasons for such payments – Page 3
- Appendix A - Bureau of Dog Law Enforcement regions and supervisors
- Appendix B - State dog wardens by county
- Appendix C - Dog licenses issued by county
- Appendix D - Kennel licenses issued in each class by county and license fees collected
- Appendix E - Out-of-state dealer licenses issued and license fees collected
- Appendix F and G - Kennel inspections performed by kennel class, including the number of dogs kept at each inspected kennel and the county of location
- Appendix H - Citations issued by county
- Appendix I - Dogs seized and impounded, and reimbursements made by the department for the transportation, care and feeding of such dogs
- Appendix J - Addressing enforcement by independent political subdivisions

## **Dog Licenses**

County treasurers sell dog licenses to Pennsylvania citizens. Revenues from the sale of annual and lifetime licenses are directed to the Dog Law Restricted Account. In accordance with the Dog Law, Philadelphia County and the cities of Altoona, Erie, Harrisburg, Pittsburgh and Scranton administer their own dog license sales, retain all income and information generated, and do not report dog licensing sales income to the department (reference Appendix J for Section 1201 of the Dog Law, which addresses enforcement by independent political subdivisions). Therefore, this report does not include sales or revenue generated within those political subdivisions.

In 2016, there were 966,198 individual dog licenses sold, including 911,901 annual and 54,297 lifetime licenses, generating \$6,281,117 in revenue (Appendix C).

License sales revenue increased slightly from license year 2015 to 2016, due to a seven percent increase in lifetime license sales.

## **Kennel Licenses**

The bureau licensed 2,340 kennels in Pennsylvania in 2016, garnering \$414,900 in license fees directed to the bureau's restricted account (Appendix D).

Kennel license revenue increased by two percent from calendar year 2015.

## **Out-of-State Dealers**

In 2016, 162 out-of-state dealers were licensed, generating \$17,325 in revenue for the restricted account (Appendix E).

### **Dog Law Inspections**

A total of 5,064 kennel inspections were completed in 2016 (Appendix F). All kennels were inspected a minimum of twice, as required by the Pennsylvania Dog Law.

More inspections occurred in 2016 due to greater volume of licensed kennels as compared to calendar year 2015.

### **Enforcement Activities**

The bureau refused or revoked eight kennel licenses or applications in 2016, an increase of 300 percent from calendar year 2015.

Fifty citations were issued for operating a kennel without a license in 2016.

In 2016, the bureau collected \$11,315 through administrative actions (settlements and civil penalties) and \$99,745 in Dangerous Dog registration fees.

### **Citation Issuance**

In 2016, the bureau issued 2,997 summary citations and 124 misdemeanor complaints for kennel and other various Dog Law violations, including but not limited to failure to license, dogs running at large or abandoned, and dangerous dogs (Appendix H).

The volume of misdemeanor complaints filed in calendar year 2016 increased by 88% over calendar year 2015. This increase is primarily due to pursuing unregistered dangerous dog cases.

### **Dogs Seized and Impounded and Total Reimbursements**

The bureau plays a critical role in managing stray dogs by assisting with the humane capture and transport of dogs to shelters. Shelters and municipalities receive payments to help cover the costs associated with transporting, feeding and caring for stray dogs. The bureau paid \$200,360 for 5,009 dogs statewide (Appendix I).

The bureau has continued to offer and pay \$40 per dog for holding and disposing, to all licensed kennels approved by the secretary of agriculture to accept stray dogs. Currently, 83 licensed kennels receive holding and disposing payments from the bureau.

### **Payments Made from the Dog Law Restricted Account**

All revenue and expenses related to the bureau are credited, and disbursed from the Dog Law Restricted Account, as required by Section 1001 of the Dog Law.

Dog Law Restricted Account payments for 2016:

|                 |             |
|-----------------|-------------|
| Personnel Costs | \$5,568,873 |
|-----------------|-------------|

|   |             |
|---|-------------|
| Administrative Overhead                                       | \$1,083,000 |
| Operating Expenses (including Holding and Disposing Payments) | \$1,324,359 |
| Domestic Animal Damage Claims                                 | \$35,656    |
| Purchase of Fixed Assets                                      | \$0         |
| Total Costs   | \$8,011,888 |
| Balance as of 12/31/16  | \$357,229   |

## Licensing Fees

The primary source of revenue for the Dog Law Restricted Account is the sale of individual dog licenses. This is supplemented by kennel licenses and fines that are capped at approximately \$70,000 annually. Individual dog license sales generated approximately \$6,281,117 in 2016.

## Accomplishments

The focus of the bureau in 2016 was to continue to restore the solvency of the Dog Law Restricted Account through advances and ongoing initiatives in operations, training, marketing and public relations, and partnerships.

### Operations:

- The bureau continues to maintain and update the standard operating procedure manual, which outlines procedures for the day-to-day operations of field staff.
- To date, there are 46 dog wardens, in addition to two kennel compliance specialists, seven supervisors, and one full-time veterinarian.
- The bureau continues to use internal and external focus groups to improve operations, streamline procedures, and reduce expenses. Focus groups evaluate and make recommendations regarding the bureau's finances, education and outreach efforts, and sheltering challenges.

### Training:

- Wardens received training on leading with integrity, effective writing, and CPR certification.
- The bureau works closely with police departments, and provides training to officers on the Dog Law.
- The bureau created a comprehensive police packet to be used as a guide for police when handling a Dog Law complaint.
- A quick reference sheet was created for 911 call centers to help dispatchers direct callers to the correct agency with ease (police, Dog Law, Humane Society).

### Marketing and Public Relations:

- The bureau continues to emphasize dog license sales, including a dog owner education campaign that included press releases, news articles, op-ed pieces, public service announcements, vehicle magnets, signs, brochures, a poster contest, billboards, and displays for use at fairs, events and public appearances.
- Dog wardens played a vital part in communicating the dog licensing message through public education at the Pennsylvania Farm Show, Penn State's Ag Progress Days, National Night Out and other local events throughout the state.
- To help dog owners understand Pennsylvania's dog laws, particularly those related to licensing, the bureau created [www.licenseyourdogPA.com](http://www.licenseyourdogPA.com), which also hosts an online treasurer tool kit with sample press releases, op-eds, posters and speaking points.

- Social media outreach promotes the sale of licenses and educates consumers about the importance of licensing dogs.
- March is Dog License Awareness Month. April through December are licensing enforcement months, when dog wardens conduct statewide license and rabies compliance checks.

**Partnerships:**

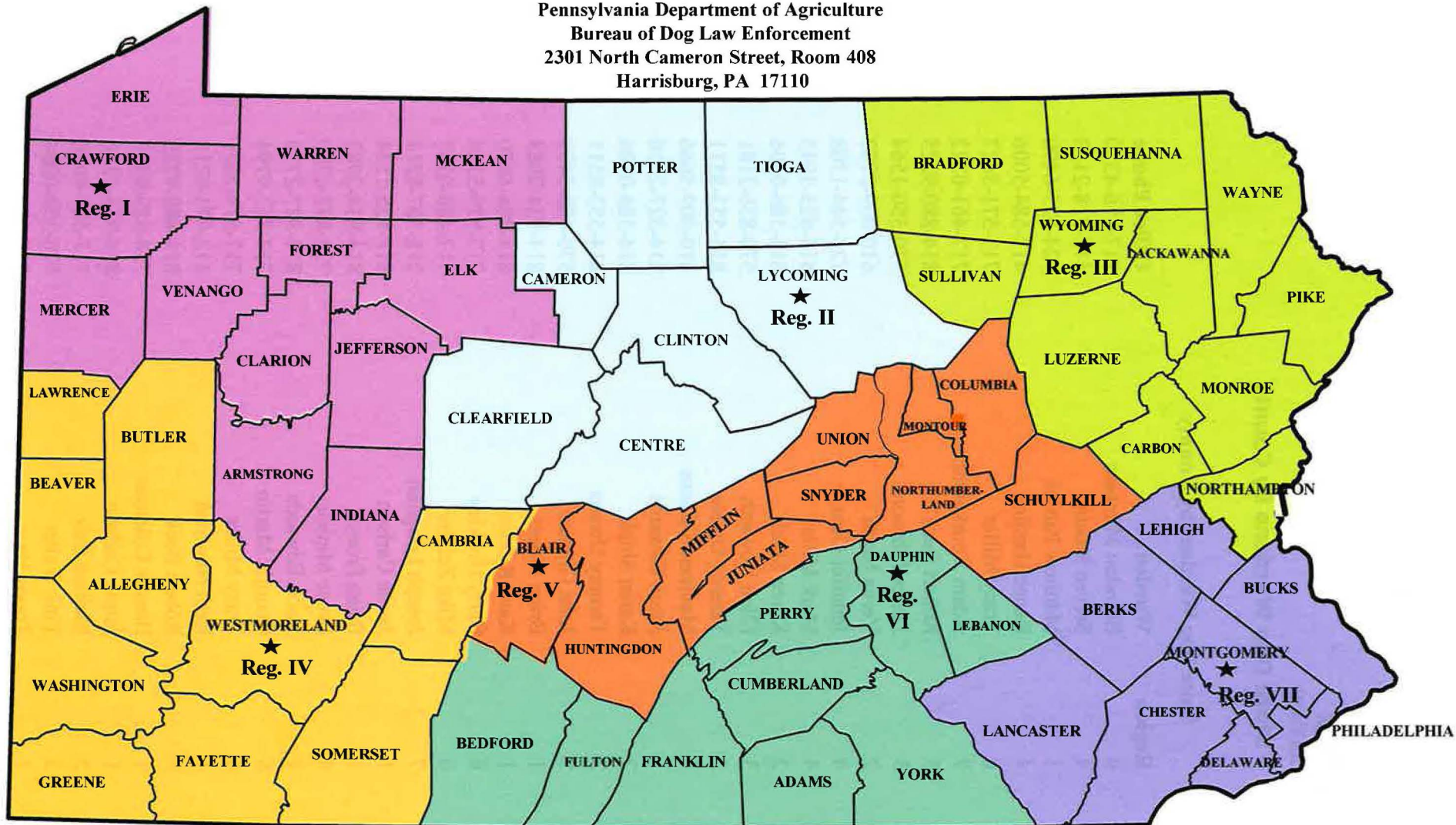
The bureau continues to:

- Foster relationships and work closely with county treasurers, legislators, township supervisors, the Pennsylvania Veterinary Medical Association, the United States Postal Service, the Pennsylvania Department of Education and shelters to bring awareness to the importance of dog licensing; and
- Develop relationships with counterparts in the United States Department of Agriculture's Animal and Plant Health Inspection Service, and to support each other's efforts as they relate to kennel operations. Most USD- licensed kennels are also Pennsylvania-licensed, and bureau and federal authorities collaborate on record-keeping and compliance.

Looking ahead to 2017, the bureau remains focused on the solvency of the Dog Law Restricted Account. Absent a statutory remedy to raise revenue, the bureau will be forced to curtail services in order to control costs and maintain the solvency of the fund. The bureau must continue its regulatory duties to enforce the Dog Law and increase sales of dog licenses to meet this goal.



**Appendix A**  
**Pennsylvania Department of Agriculture**  
**Bureau of Dog Law Enforcement**  
**2301 North Cameron Street, Room 408**  
**Harrisburg, PA 17110**



**REGION I Brad Shields-Supervisor**  
 13410 Dunham Rd  
 Meadville, PA 16335  
 (814) 935-1567

**REGION II Ned Lucas-Supervisor**  
 542 County Farm Rd, Suite 102  
 Montoursville, PA 17754  
 (814) 932-1294

**REGION III Ellen Howarth-Supervisor**  
 Rt. 92 South, PO Box C  
 Tunkhannock, PA 18657  
 (570) 350-2563

**REGION IV Tom Wharry-Supervisor**  
 226 Donohoe Rd  
 Greensburg, PA 15601  
 (412) 973-2539

**REGION V Kristen Penn-Supervisor**  
 403 E Christiana St  
 Martinsburg, PA 16662  
 (717) 756-5107

**REGION VI Rickee Miller-Supervisor**  
 2301 N Cameron St  
 Harrisburg, PA 17110  
 (717) 514-1422

**REGION VII Megan Horst -Supervisor**  
 1015 Bridge Rd  
 Collegeville, PA 19426  
 (717) 418-0284



## Appendix B



### State Dog Wardens by County

#### State Dog Wardens by County

| County         | Region | Warden           | Office Phone |
|----------------|--------|------------------|--------------|
| Adams          | 6      | Brandon Mitchem  | 717-756-4350 |
| Allegheny      | 4      | Steven Stoehr    | 412-418-2163 |
| Armstrong      | 1      | Matthew Patrick  | 724-525-6490 |
| Beaver         | 4      | Renee Harding    | 412-584-5006 |
| Bedford        | 6      | Tracy Miller     | 717-571-3627 |
| Berks          | 7      | Adam Yourkawitch | 717-461-0222 |
| Blair          | 5      | Robert Beck      | 814-880-9225 |
| Bradford       | 3      | James Johnson    | 570-350-1564 |
| Bucks          | 7      | Verna North      | 610-909-5707 |
| Butler         | 4      | Jennifer George  | 724-544-1708 |
| Cambria        | 4      | Mark Miller      | 814-623-3945 |
| Cameron        | 2      | Karen Shick      | 814-386-0306 |
| Carbon         | 3      | Ellen Howarth    | 570-836-2181 |
| Centre         | 2      | Tammy Owens      | 814-553-8511 |
| Chester        | 7      | Maureen Siddons  | 610-909-5666 |
| Clarion        | 1      | Jason Edwards    | 814-327-2710 |
| Clearfield     | 2      | Karen Shick      | 814-386-0306 |
| Clinton        | 2      | Tammy Owens      | 814-553-8511 |
| Columbia       | 5      | John Graham      | 570-458-5439 |
| Crawford-North | 1      | Brian Froess     | 814-934-2983 |
| Crawford-South | 1      | Kane Kuzior      | 814-386-4670 |
| Cumberland     | 6      | Barry Hockley    | 717-979-5384 |
| Dauphin        | 6      | Mike Zeigler     | 717-480-9737 |
| Delaware       | 7      | Joseph Loughlin  | 215-307-8214 |
| Elk            | 1      | Jamie Carlson    | 814-935-1544 |
| Erie           | 1      | Brian Froess     | 814-934-2983 |
| Fayette        | 4      | Bruce Minick     | 724-887-3780 |
| Forest         | 1      | Jason Edwards    | 814-327-2710 |
| Franklin       | 6      | Georgia Martin   | 717-762-9794 |
| Fulton         | 6      | Tracy Miller     | 717-571-3627 |
| Greene         | 4      | Beth Newman      | 412-973-0215 |
| Huntingdon     | 5      | Robert Beck      | 814-880-9225 |
| Indiana        | 1      | Bonnie Coleman   | 724-639-0319 |
| Jefferson      | 1      | Jamie Carlson    | 814-935-1544 |
| Juniata        | 5      | Melissa Bair     | 717-527-4016 |
| Lackawanna     | 3      | Tina Walter      | 570-350-0804 |
| Lancaster      | 7      | Travis Hess      | 717-805-3442 |

(See Appendix A for location)

## Appendix B

|                |   |                  |              |
|----------------|---|------------------|--------------|
| Lawrence       | 4 | Renee Harding    | 412-584-5006 |
| Lebanon        | 6 | Helene Alexander | 717-480-1595 |
| Lehigh         | 7 | Orlando Aguirre  | 484-223-9107 |
| Luzerne        | 3 | Jim Spencer      | 570-350-9392 |
| Lycoming       | 2 | Scott Shurer     | 570-350-8742 |
| McKean         | 1 | Amy Tyger        | 814-312-5094 |
| Mercer         | 1 | Kane Kuzior      | 814-386-4670 |
| Mifflin        | 5 | Melissa Bair     | 717-527-4016 |
| Monroe         | 3 | Ellen Howarth    | 570-836-2181 |
| Montgomery     | 7 | Edward Bunt      | 610-909-1173 |
| Montour        | 5 | John Graham      | 570-458-5439 |
| Northampton    | 3 | Kathy Andrews    | 610-909-5720 |
| Northumberland | 5 | Mark Rusinko     | 570-236-3452 |
| Perry          | 6 | Staci Fitzhugh   | 717-603-0486 |
| Philadelphia   | 7 | Joseph Loughlin  | 215-307-8214 |
| Pike           | 3 | James Rickert    | 570-350-3589 |
| Potter         | 2 | Will Yoder       | 814-722-6719 |
| Schuylkill     | 5 | Richard Hine     | 610-909-5723 |
| Snyder         | 5 | Missi Bair       | 717-527-4016 |
| Somerset       | 4 | Ronald Allison   | 814-932-2373 |
| Sullivan       | 3 | James Johnson    | 570-350-1564 |
| Susquehanna    | 3 | Jesse Baker      | 570-579-4588 |
| Tioga          | 2 | Will Yoder       | 814-722-6719 |
| Union          | 5 | John Graham      | 570-458-5439 |
| Venango        | 1 | Jason Edwards    | 814-327-2710 |
| Warren         | 1 | Amy Tyger        | 814-312-5094 |
| Washington     | 4 | John Sheldon     | 412-973-0089 |
| Wayne          | 3 | James Rickert    | 570-350-3589 |
| Westmoreland   | 4 | Jerome Shepler   | 724-496-9421 |
| Wyoming        | 3 | Tina Walter      | 570-350-0804 |
| York           | 6 | Cathy McKinney   | 717-329-5106 |

### State Dog Warden Supervisors by Region

| <b>Region</b> | <b>Supervisor</b> | <b>Office Phone</b> |
|---------------|-------------------|---------------------|
| Region 1      | Brad Shields      | 814-935-1567        |
| Region 2      | Ned Lucas         | 814-932-1294        |
| Region 3      | Ellen Howarth     | 570-350-2563        |
| Region 4      | Tom Wharry        | 412-973-2539        |
| Region 5      | Kristen Penn      | 717-756-5107        |
| Region 6      | Rickee Miller     | 717-514-1422        |
| Region 7      | Megan Horst       | 717-418-0284        |
| Veterinarian  | Dr. Danielle Ward | 717-364-9113        |
| Director      | Kristen Donmoyer  | 717-705-8896        |

## Appendix C

### COMPILED FROM COUNTY TREASURER'S MONTHLY REPORTS 2016 DOG LICENSE SALES DECEMBER 1, 2015 THROUGH DECEMBER 31, 2016 LICENSE AND INDIVIDUAL SALES BREAKDOWN

| REGION 1              | Individual Count | Individual Sales    | Lifetime Count | Lifetime Sales      | Total Count    | Total Sales         |
|-----------------------|------------------|---------------------|----------------|---------------------|----------------|---------------------|
| ARMSTRONG             | 13,133           | \$68,795.00         | 485            | \$14,690.00         | 13,618         | \$83,485.00         |
| CLARION               | 6,818            | \$35,901.00         | 227            | \$6,750.00          | 7,045          | \$42,651.00         |
| CRAWFORD              | 11,366           | \$59,235.00         | 488            | \$14,880.00         | 11,854         | \$74,115.00         |
| ELK                   | 3,866            | \$19,969.00         | 307            | \$9,360.00          | 4,173          | \$29,329.00         |
| ERIE                  | 17,389           | \$87,340.00         | 997            | \$29,830.00         | 18,386         | \$117,170.00        |
| FOREST                | 1,033            | \$5,135.00          | 45             | \$1,450.00          | 1,078          | \$6,585.00          |
| INDIANA               | 13,613           | \$73,227.00         | 450            | \$14,490.00         | 14,063         | \$87,717.00         |
| JEFFERSON             | 8,153            | \$43,528.00         | 338            | \$10,690.00         | 8,491          | \$54,218.00         |
| MCKEAN                | 5,995            | \$30,133.00         | 202            | \$6,210.00          | 6,197          | \$36,343.00         |
| MERCER                | 16,233           | \$82,057.00         | 538            | \$16,280.00         | 16,771         | \$98,337.00         |
| VENANGO               | 7,605            | \$39,122.00         | 456            | \$13,950.00         | 8,061          | \$53,072.00         |
| WARREN                | 4,642            | \$23,614.00         | 416            | \$12,280.00         | 5,058          | \$35,894.00         |
| <b>REGION 1 TOTAL</b> | <b>109,846</b>   | <b>\$568,056.00</b> | <b>4,949</b>   | <b>\$150,860.00</b> | <b>114,795</b> | <b>\$718,916.00</b> |

| REGION 2              | Individual Count | Individual Sales    | Lifetime Count | Lifetime Sales     | Total Count   | Total Sales         |
|-----------------------|------------------|---------------------|----------------|--------------------|---------------|---------------------|
| CAMERON               | 607              | \$2,869.00          | 39             | \$1,180.00         | 646           | \$4,049.00          |
| CENTRE                | 10,263           | \$51,662.00         | 852            | \$26,010.00        | 11,115        | \$77,672.00         |
| CLEARFIELD            | 12,705           | \$67,441.00         | 784            | \$24,170.00        | 13,489        | \$91,611.00         |
| CLINTON               | 3,511            | \$18,327.00         | 364            | \$11,000.00        | 3,875         | \$29,327.00         |
| LYCOMING              | 8,447            | \$42,727.00         | 869            | \$26,130.00        | 9,316         | \$68,857.00         |
| POTTER                | 3,307            | \$16,803.00         | 116            | \$3,310.00         | 3,423         | \$20,113.00         |
| TIOGA                 | 6,051            | \$30,533.00         | 160            | \$4,670.00         | 6,211         | \$35,203.00         |
| <b>REGION 2 TOTAL</b> | <b>44,891</b>    | <b>\$230,362.00</b> | <b>3,184</b>   | <b>\$96,470.00</b> | <b>48,075</b> | <b>\$326,832.00</b> |

| REGION 3              | Individual Count | Individual Sales    | Lifetime Count | Lifetime Sales      | Total Count    | Total Sales         |
|-----------------------|------------------|---------------------|----------------|---------------------|----------------|---------------------|
| BRADFORD              | 10,562           | \$53,516.00         | 245            | \$7,440.00          | 10,807         | \$60,956.00         |
| CARBON                | 5,234            | \$26,218.00         | 360            | \$10,450.00         | 5,594          | \$36,668.00         |
| LACKAWANNA            | 8,086            | \$38,808.00         | 296            | \$8,650.00          | 8,382          | \$47,458.00         |
| LUZERNE               | 28,476           | \$142,877.00        | 1,185          | \$35,360.00         | 29,661         | \$178,237.00        |
| MONROE                | 15,138           | \$74,671.00         | 500            | \$14,820.00         | 15,638         | \$89,491.00         |
| NORTHAMPTON           | 10,481           | \$51,949.00         | 1,584          | \$47,010.00         | 12,065         | \$98,959.00         |
| PIKE                  | 5,692            | \$27,936.00         | 262            | \$7,750.00          | 5,954          | \$35,686.00         |
| SULLIVAN              | 1,000            | \$5,168.00          | 39             | \$1,240.00          | 1,039          | \$6,408.00          |
| SUSQUEHANNA           | 6,022            | \$29,670.00         | 187            | \$5,480.00          | 6,209          | \$35,150.00         |
| WAYNE                 | 5,131            | \$25,284.00         | 337            | \$10,150.00         | 5,468          | \$35,434.00         |
| WYOMING               | 3,276            | \$16,444.00         | 161            | \$4,830.00          | 3,437          | \$21,274.00         |
| <b>REGION 3 TOTAL</b> | <b>99,098</b>    | <b>\$492,541.00</b> | <b>5,156</b>   | <b>\$153,180.00</b> | <b>104,254</b> | <b>\$645,721.00</b> |

## Appendix C

| <b>REGION 4</b>       | <b>Individual Count</b> | <b>Individual Sales</b> | <b>Lifetime Count</b> | <b>Lifetime Sales</b> | <b>Total Count</b> | <b>Total Sales</b>    |
|-----------------------|-------------------------|-------------------------|-----------------------|-----------------------|--------------------|-----------------------|
| ALLEGHENY             | 94,083                  | \$472,129.00            | 2,910                 | \$85,900.00           | 96,993             | \$558,029.00          |
| BEAVER                | 18,738                  | \$92,956.00             | 633                   | \$19,090.00           | 19,371             | \$112,046.00          |
| BUTLER                | 27,033                  | \$136,970.00            | 855                   | \$26,440.00           | 27,888             | \$163,410.00          |
| CAMBRIA               | 18,274                  | \$92,696.00             | 873                   | \$25,890.00           | 19,147             | \$118,586.00          |
| FAYETTE               | 17,147                  | \$90,518.00             | 613                   | \$17,860.00           | 17,760             | \$108,378.00          |
| GREENE                | 7,634                   | \$40,588.00             | 159                   | \$4,920.00            | 7,793              | \$45,508.00           |
| LAWRENCE              | 15,437                  | \$80,692.00             | 325                   | \$10,010.00           | 15,762             | \$90,702.00           |
| SOMERSET              | 13,609                  | \$70,068.00             | 369                   | \$11,210.00           | 13,978             | \$81,278.00           |
| WASHINGTON            | 22,187                  | \$108,700.00            | 840                   | \$25,030.00           | 23,027             | \$133,730.00          |
| WESTMORELAND          | 37,790                  | \$191,277.00            | 2,879                 | \$87,080.00           | 40,669             | \$278,357.00          |
| <b>REGION 4 TOTAL</b> | <b>271,932</b>          | <b>\$1,376,594.00</b>   | <b>10,456</b>         | <b>\$313,430.00</b>   | <b>282,388</b>     | <b>\$1,690,024.00</b> |

| <b>REGION 5</b>       | <b>Individual Count</b> | <b>Individual Sales</b> | <b>Lifetime Count</b> | <b>Lifetime Sales</b> | <b>Total Count</b> | <b>Total Sales</b>  |
|-----------------------|-------------------------|-------------------------|-----------------------|-----------------------|--------------------|---------------------|
| BLAIR                 | 8,769                   | \$45,498.00             | 518                   | \$15,510.00           | 9,287              | \$61,008.00         |
| COLUMBIA              | 8,033                   | \$41,206.00             | 493                   | \$14,920.00           | 8,526              | \$56,126.00         |
| HUNTINGDON            | 5,956                   | \$31,277.00             | 319                   | \$9,920.00            | 6,275              | \$41,197.00         |
| JUNIATA               | 4,205                   | \$23,560.00             | 155                   | \$4,840.00            | 4,360              | \$28,400.00         |
| MIFFLIN               | 6,225                   | \$34,120.00             | 385                   | \$11,730.00           | 6,610              | \$45,850.00         |
| MONTOUR               | 2,311                   | \$11,865.00             | 119                   | \$3,600.00            | 2,430              | \$15,465.00         |
| NORTHUMBERLAND        | 11,725                  | \$60,684.00             | 529                   | \$16,200.00           | 12,254             | \$76,884.00         |
| SCHUYLKILL            | 16,281                  | \$84,315.00             | 985                   | \$29,840.00           | 17,266             | \$114,155.00        |
| SNYDER                | 5,276                   | \$29,020.00             | 172                   | \$5,360.00            | 5,448              | \$34,380.00         |
| UNION                 | 4,363                   | \$22,982.00             | 191                   | \$5,990.00            | 4,554              | \$28,972.00         |
| <b>REGION 5 TOTAL</b> | <b>73,144</b>           | <b>\$384,527.00</b>     | <b>3,866</b>          | <b>\$117,910.00</b>   | <b>77,010</b>      | <b>\$502,437.00</b> |

| <b>REGION 6</b>       | <b>Individual Count</b> | <b>Individual Sales</b> | <b>Lifetime Count</b> | <b>Lifetime Sales</b> | <b>Total Count</b> | <b>Total Sales</b>  |
|-----------------------|-------------------------|-------------------------|-----------------------|-----------------------|--------------------|---------------------|
| ADAMS                 | 9,441                   | \$47,481.00             | 733                   | \$21,880.00           | 10,174             | \$69,361.00         |
| BEDFORD               | 6,775                   | \$36,574.00             | 401                   | \$12,410.00           | 7,176              | \$48,984.00         |
| CUMBERLAND            | 9,852                   | \$49,402.00             | 1,663                 | \$49,310.00           | 11,515             | \$98,712.00         |
| DAUPHIN               | 13,603                  | \$69,329.00             | 1,391                 | \$41,670.00           | 14,994             | \$110,999.00        |
| FRANKLIN              | 21,122                  | \$108,770.00            | 860                   | \$26,230.00           | 21,982             | \$135,000.00        |
| FULTON                | 3,091                   | \$16,773.00             | 76                    | \$2,450.00            | 3,167              | \$19,223.00         |
| LEBANON               | 13,197                  | \$67,856.00             | 911                   | \$27,330.00           | 14,108             | \$95,186.00         |
| PERRY                 | 6,326                   | \$33,880.00             | 374                   | \$11,480.00           | 6,700              | \$45,360.00         |
| YORK                  | 38,856                  | \$198,321.00            | 4,463                 | \$134,760.00          | 43,319             | \$333,081.00        |
| <b>REGION 6 TOTAL</b> | <b>122,263</b>          | <b>\$628,386.00</b>     | <b>10,872</b>         | <b>\$327,520.00</b>   | <b>133,135</b>     | <b>\$955,906.00</b> |

| <b>REGION 7</b>       | <b>Individual Count</b> | <b>Individual Sales</b> | <b>Lifetime Count</b> | <b>Lifetime Sales</b> | <b>Total Count</b> | <b>Total Sales</b>    |
|-----------------------|-------------------------|-------------------------|-----------------------|-----------------------|--------------------|-----------------------|
| BERKS                 | 27,097                  | \$138,122.00            | 2,293                 | \$68,900.00           | 29,390             | \$207,022.00          |
| BUCKS                 | 33,847                  | \$165,917.00            | 2,389                 | \$70,130.00           | 36,236             | \$236,047.00          |
| CHESTER               | 28,264                  | \$141,477.00            | 2,398                 | \$72,310.00           | 30,662             | \$213,787.00          |
| DELAWARE              | 12,447                  | \$60,961.00             | 1,304                 | \$38,070.00           | 13,751             | \$99,031.00           |
| LANCASTER             | 47,587                  | \$257,395.00            | 3,049                 | \$92,050.00           | 50,636             | \$349,445.00          |
| LEHIGH                | 11,314                  | \$56,710.00             | 1,565                 | \$46,750.00           | 12,879             | \$103,460.00          |
| MONTGOMERY            | 30,171                  | \$150,189.00            | 2,816                 | \$82,300.00           | 32,987             | \$232,489.00          |
| PHILADELPHIA          | 0                       | \$0.00                  | 0                     | \$0.00                | 0                  | \$0.00                |
| <b>REGION 7 TOTAL</b> | <b>190,727</b>          | <b>\$970,771.00</b>     | <b>15,814</b>         | <b>\$470,510.00</b>   | <b>206,541</b>     | <b>\$1,441,281.00</b> |

|                    |                |                       |               |                       |                |                       |
|--------------------|----------------|-----------------------|---------------|-----------------------|----------------|-----------------------|
| <b>GRAND TOTAL</b> | <b>911,901</b> | <b>\$4,651,237.00</b> | <b>54,297</b> | <b>\$1,629,880.00</b> | <b>966,198</b> | <b>\$6,281,117.00</b> |
|--------------------|----------------|-----------------------|---------------|-----------------------|----------------|-----------------------|

# Appendix D

## Commonwealth of Pennsylvania Bureau of Dog Law Enforcement Kennel License Report

| 2016 Licenses | BK1 | BK2 | BK3 | CK1 | CK2 | CK3 | CK4 | CK5 | CK6 | DK1 | DK2 | DK3 | DK4 | DK5 | DK6 | K1 | K2 | K3 | K4 | K5 | K6 | NP | NPF | Total |
|---------------|-----|-----|-----|-----|-----|-----|-----|-----|-----|-----|-----|-----|-----|-----|-----|----|----|----|----|----|----|----|-----|-------|
| ADAMS         | 1   | 6   | 4   | 0   | 0   | 0   | 0   | 0   | 0   | 0   | 0   | 0   | 0   | 0   | 0   | 4  | 1  | 0  | 0  | 0  | 0  | 8  | 0   | 24    |
| ALLEGHENY     | 13  | 20  | 43  | 0   | 0   | 0   | 0   | 0   | 0   | 0   | 0   | 0   | 0   | 0   | 0   | 17 | 9  | 3  | 1  | 2  | 8  | 19 | 0   | 135   |
| ARMSTRONG     | 2   | 4   | 1   | 0   | 0   | 0   | 0   | 0   | 0   | 0   | 0   | 0   | 0   | 0   | 0   | 2  | 1  | 0  | 0  | 0  | 0  | 1  | 0   | 11    |
| BEAVER        | 2   | 4   | 5   | 0   | 0   | 0   | 0   | 0   | 0   | 0   | 0   | 0   | 0   | 0   | 0   | 10 | 4  | 1  | 0  | 0  | 1  | 6  | 0   | 33    |
| BEDFORD       | 3   | 3   | 0   | 0   | 0   | 0   | 0   | 0   | 0   | 0   | 0   | 0   | 0   | 0   | 0   | 2  | 3  | 0  | 0  | 0  | 0  | 1  | 0   | 12    |
| BERKS         | 10  | 10  | 22  | 0   | 0   | 0   | 0   | 0   | 0   | 0   | 0   | 0   | 0   | 0   | 0   | 24 | 9  | 2  | 0  | 1  | 3  | 9  | 0   | 90    |
| BLAIR         | 3   | 4   | 6   | 0   | 0   | 0   | 1   | 0   | 0   | 0   | 0   | 0   | 0   | 0   | 0   | 0  | 6  | 1  | 0  | 0  | 0  | 3  | 0   | 24    |
| BRADFORD      | 1   | 2   | 2   | 0   | 0   | 0   | 0   | 0   | 0   | 0   | 0   | 0   | 0   | 0   | 0   | 3  | 2  | 2  | 0  | 0  | 0  | 2  | 0   | 14    |
| BUCKS         | 6   | 6   | 32  | 0   | 0   | 0   | 0   | 1   | 0   | 0   | 0   | 0   | 0   | 0   | 0   | 45 | 6  | 0  | 0  | 1  | 5  | 33 | 0   | 135   |
| BUTLER        | 3   | 8   | 11  | 0   | 0   | 0   | 0   | 0   | 0   | 0   | 0   | 0   | 0   | 0   | 0   | 5  | 3  | 0  | 0  | 0  | 1  | 3  | 0   | 34    |
| CAMBRIA       | 1   | 3   | 5   | 0   | 0   | 0   | 0   | 0   | 0   | 0   | 0   | 0   | 0   | 0   | 0   | 2  | 1  | 0  | 1  | 0  | 0  | 1  | 0   | 14    |
| CAMERON       | 0   | 0   | 0   | 0   | 0   | 0   | 0   | 0   | 0   | 0   | 0   | 0   | 0   | 0   | 0   | 0  | 0  | 0  | 0  | 0  | 0  | 1  | 0   | 1     |
| CARBON        | 3   | 0   | 0   | 0   | 0   | 0   | 0   | 0   | 0   | 0   | 0   | 0   | 0   | 0   | 0   | 1  | 0  | 1  | 0  | 1  | 0  | 2  | 0   | 8     |
| CENTRE        | 4   | 7   | 4   | 0   | 0   | 0   | 2   | 0   | 0   | 0   | 0   | 0   | 0   | 0   | 0   | 5  | 3  | 0  | 0  | 0  | 0  | 4  | 0   | 29    |
| CHESTER       | 9   | 7   | 36  | 0   | 0   | 2   | 3   | 0   | 2   | 0   | 0   | 0   | 0   | 0   | 0   | 24 | 23 | 7  | 0  | 0  | 4  | 25 | 0   | 142   |
| CLARION       | 2   | 4   | 1   | 0   | 0   | 0   | 0   | 0   | 0   | 0   | 0   | 0   | 0   | 0   | 0   | 0  | 1  | 1  | 0  | 0  | 0  | 3  | 0   | 12    |
| CLEARFIELD    | 2   | 7   | 1   | 0   | 0   | 0   | 1   | 0   | 0   | 1   | 0   | 0   | 0   | 0   | 0   | 5  | 6  | 0  | 0  | 1  | 0  | 6  | 0   | 30    |
| CLINTON       | 2   | 1   | 2   | 0   | 0   | 0   | 0   | 0   | 0   | 0   | 0   | 0   | 0   | 0   | 0   | 0  | 2  | 0  | 0  | 0  | 0  | 1  | 0   | 8     |
| COLUMBIA      | 0   | 5   | 5   | 0   | 0   | 0   | 0   | 0   | 0   | 0   | 0   | 0   | 0   | 0   | 0   | 1  | 3  | 1  | 0  | 0  | 0  | 2  | 0   | 17    |
| CRAWFORD      | 1   | 4   | 2   | 0   | 0   | 0   | 0   | 0   | 0   | 0   | 0   | 0   | 0   | 0   | 0   | 9  | 2  | 1  | 0  | 0  | 0  | 3  | 0   | 22    |
| CUMBERLAND    | 1   | 4   | 9   | 0   | 0   | 0   | 1   | 1   | 1   | 0   | 0   | 1   | 0   | 0   | 1   | 7  | 10 | 0  | 0  | 0  | 2  | 8  | 0   | 46    |
| DAUPHIN       | 5   | 2   | 14  | 0   | 0   | 1   | 0   | 1   | 0   | 0   | 0   | 0   | 0   | 0   | 0   | 9  | 10 | 1  | 0  | 0  | 1  | 13 | 0   | 57    |
| DELAWARE      | 5   | 3   | 12  | 0   | 0   | 0   | 0   | 0   | 0   | 0   | 0   | 0   | 0   | 0   | 0   | 3  | 7  | 0  | 1  | 1  | 4  | 11 | 0   | 47    |
| ELK           | 1   | 4   | 0   | 0   | 0   | 0   | 0   | 0   | 0   | 0   | 0   | 0   | 0   | 0   | 0   | 0  | 0  | 0  | 0  | 0  | 0  | 2  | 0   | 7     |
| ERIE          | 7   | 7   | 6   | 0   | 0   | 0   | 0   | 0   | 0   | 0   | 0   | 0   | 0   | 0   | 0   | 8  | 4  | 0  | 0  | 0  | 2  | 9  | 0   | 43    |
| FAYETTE       | 0   | 5   | 4   | 0   | 0   | 0   | 0   | 0   | 0   | 0   | 0   | 0   | 0   | 0   | 0   | 4  | 3  | 1  | 0  | 0  | 1  | 2  | 0   | 20    |
| FOREST        | 0   | 2   | 0   | 0   | 0   | 0   | 0   | 0   | 0   | 0   | 0   | 0   | 0   | 0   | 0   | 1  | 0  | 0  | 0  | 0  | 0  | 1  | 0   | 4     |
| FRANKLIN      | 4   | 7   | 5   | 0   | 0   | 0   | 1   | 1   | 0   | 0   | 0   | 0   | 0   | 0   | 0   | 12 | 9  | 0  | 0  | 1  | 1  | 6  | 0   | 47    |
| FULTON        | 1   | 1   | 0   | 0   | 0   | 0   | 0   | 1   | 0   | 0   | 0   | 0   | 0   | 0   | 0   | 1  | 3  | 1  | 0  | 0  | 0  | 0  | 0   | 8     |
| GREENE        | 0   | 1   | 1   | 0   | 0   | 0   | 0   | 0   | 0   | 0   | 0   | 0   | 0   | 0   | 0   | 2  | 1  | 1  | 0  | 0  | 0  | 1  | 0   | 7     |
| HUNTINGDON    | 3   | 1   | 1   | 0   | 0   | 0   | 0   | 0   | 0   | 0   | 0   | 0   | 0   | 0   | 0   | 3  | 1  | 0  | 0  | 0  | 0  | 1  | 0   | 10    |
| INDIANA       | 2   | 4   | 3   | 0   | 0   | 0   | 0   | 0   | 0   | 0   | 0   | 0   | 0   | 0   | 1   | 0  | 3  | 1  | 0  | 0  | 1  | 2  | 0   | 17    |
| JEFFERSON     | 1   | 0   | 2   | 0   | 0   | 1   | 1   | 0   | 0   | 0   | 0   | 0   | 0   | 0   | 0   | 0  | 1  | 1  | 0  | 0  | 0  | 5  | 0   | 12    |
| JUNIATA       | 0   | 1   | 1   | 0   | 1   | 0   | 0   | 0   | 0   | 0   | 0   | 0   | 0   | 0   | 1   | 1  | 3  | 1  | 0  | 0  | 0  | 0  | 0   | 9     |
| LACKAWANNA    | 1   | 1   | 6   | 0   | 0   | 0   | 0   | 0   | 0   | 0   | 0   | 0   | 0   | 0   | 0   | 3  | 4  | 1  | 0  | 1  | 1  | 3  | 0   | 21    |
| LANCASTER     | 3   | 12  | 22  | 0   | 0   | 0   | 12  | 17  | 7   | 0   | 0   | 0   | 0   | 0   | 2   | 34 | 98 | 12 | 3  | 2  | 3  | 17 | 0   | 244   |
| LAWRENCE      | 1   | 5   | 1   | 0   | 0   | 1   | 0   | 1   | 0   | 0   | 0   | 0   | 0   | 0   | 1   | 1  | 1  | 0  | 0  | 0  | 1  | 3  | 0   | 16    |



## Appendix D

|                |            |            |            |          |          |          |           |           |           |          |          |          |          |          |          |            |            |           |           |           |           |            |          |              |
|----------------|------------|------------|------------|----------|----------|----------|-----------|-----------|-----------|----------|----------|----------|----------|----------|----------|------------|------------|-----------|-----------|-----------|-----------|------------|----------|--------------|
| LEBANON        | 9          | 6          | 7          | 0        | 0        | 0        | 1         | 0         | 0         | 0        | 1        | 0        | 0        | 0        | 0        | 10         | 15         | 0         | 2         | 0         | 1         | 5          | 0        | 57           |
| LEHIGH         | 4          | 2          | 15         | 0        | 0        | 0        | 0         | 0         | 0         | 0        | 0        | 0        | 0        | 0        | 0        | 9          | 4          | 1         | 1         | 0         | 4         | 8          | 0        | 48           |
| LUZERNE        | 6          | 9          | 10         | 0        | 0        | 0        | 0         | 0         | 0         | 0        | 0        | 0        | 0        | 0        | 9        | 2          | 1          | 4         | 1         | 3         | 6         | 0          | 51       |              |
| LYCOMING       | 2          | 2          | 1          | 0        | 0        | 0        | 0         | 0         | 0         | 0        | 0        | 0        | 0        | 0        | 1        | 5          | 0          | 0         | 0         | 1         | 1         | 0          | 13       |              |
| MCKEAN         | 1          | 1          | 1          | 0        | 0        | 0        | 0         | 0         | 0         | 0        | 0        | 1        | 0        | 0        | 1        | 0          | 0          | 0         | 0         | 0         | 1         | 0          | 6        |              |
| MERCER         | 0          | 8          | 5          | 0        | 0        | 0        | 0         | 0         | 0         | 0        | 0        | 0        | 1        | 1        | 0        | 4          | 5          | 2         | 0         | 0         | 0         | 6          | 0        | 32           |
| MIFFLIN        | 0          | 4          | 1          | 0        | 0        | 0        | 0         | 2         | 0         | 0        | 0        | 0        | 0        | 0        | 1        | 2          | 1          | 0         | 0         | 0         | 3         | 0          | 14       |              |
| MONROE         | 4          | 5          | 6          | 0        | 0        | 0        | 0         | 0         | 0         | 0        | 0        | 0        | 0        | 0        | 4        | 0          | 0          | 1         | 0         | 2         | 4         | 0          | 26       |              |
| MONTGOMERY     | 12         | 8          | 37         | 0        | 0        | 0        | 0         | 0         | 0         | 0        | 1        | 0        | 0        | 0        | 12       | 11         | 1          | 0         | 1         | 7         | 42        | 0          | 132      |              |
| MONTOUR        | 0          | 1          | 1          | 0        | 0        | 0        | 0         | 0         | 0         | 0        | 0        | 0        | 0        | 0        | 0        | 0          | 0          | 0         | 0         | 0         | 1         | 0          | 3        |              |
| NORTHAMPTON    | 2          | 3          | 12         | 0        | 0        | 0        | 0         | 0         | 0         | 0        | 0        | 0        | 0        | 0        | 11       | 4          | 0          | 0         | 0         | 2         | 21        | 0          | 55       |              |
| NORTHUMBERLAND | 1          | 2          | 3          | 0        | 0        | 0        | 0         | 1         | 0         | 0        | 0        | 0        | 0        | 0        | 5        | 6          | 0          | 0         | 0         | 0         | 6         | 0          | 24       |              |
| PERRY          | 5          | 3          | 4          | 0        | 0        | 0        | 1         | 0         | 0         | 0        | 0        | 0        | 0        | 0        | 6        | 6          | 1          | 0         | 0         | 0         | 2         | 0          | 28       |              |
| PHILADELPHIA   | 2          | 5          | 13         | 0        | 0        | 0        | 0         | 0         | 0         | 0        | 0        | 0        | 0        | 0        | 0        | 6          | 0          | 0         | 0         | 4         | 23        | 0          | 53       |              |
| PIKE           | 3          | 3          | 0          | 0        | 0        | 0        | 0         | 0         | 0         | 0        | 0        | 0        | 0        | 0        | 0        | 2          | 0          | 0         | 0         | 0         | 1         | 0          | 9        |              |
| POTTER         | 2          | 1          | 0          | 0        | 0        | 0        | 0         | 0         | 0         | 0        | 0        | 0        | 0        | 0        | 2        | 1          | 0          | 0         | 0         | 0         | 1         | 0          | 7        |              |
| SCHUYLKILL     | 8          | 4          | 6          | 0        | 0        | 0        | 0         | 0         | 0         | 0        | 0        | 0        | 0        | 0        | 11       | 7          | 1          | 0         | 0         | 0         | 7         | 0          | 44       |              |
| SNYDER         | 1          | 2          | 2          | 0        | 0        | 0        | 0         | 1         | 0         | 0        | 0        | 0        | 0        | 0        | 3        | 6          | 2          | 1         | 0         | 1         | 0         | 0          | 19       |              |
| SOMERSET       | 6          | 4          | 3          | 0        | 0        | 0        | 0         | 0         | 0         | 0        | 0        | 0        | 0        | 0        | 1        | 3          | 1          | 0         | 0         | 0         | 1         | 0          | 19       |              |
| SULLIVAN       | 0          | 0          | 1          | 0        | 0        | 0        | 0         | 0         | 0         | 0        | 0        | 0        | 0        | 0        | 0        | 1          | 0          | 0         | 0         | 0         | 0         | 0          | 2        |              |
| SUSQUEHANNA    | 1          | 2          | 0          | 0        | 0        | 0        | 0         | 0         | 0         | 0        | 0        | 0        | 0        | 0        | 1        | 1          | 0          | 0         | 0         | 0         | 3         | 0          | 8        |              |
| TIOGA          | 2          | 4          | 2          | 0        | 0        | 0        | 0         | 0         | 0         | 0        | 0        | 0        | 0        | 0        | 0        | 4          | 0          | 0         | 0         | 0         | 2         | 0          | 14       |              |
| UNION          | 0          | 3          | 1          | 0        | 0        | 0        | 0         | 1         | 1         | 0        | 0        | 0        | 0        | 0        | 2        | 3          | 1          | 0         | 0         | 1         | 1         | 0          | 14       |              |
| VENANGO        | 1          | 3          | 1          | 0        | 0        | 0        | 0         | 0         | 0         | 0        | 0        | 0        | 0        | 0        | 2        | 0          | 0          | 0         | 0         | 0         | 1         | 0          | 8        |              |
| WARREN         | 0          | 2          | 2          | 0        | 0        | 0        | 0         | 0         | 0         | 0        | 0        | 0        | 0        | 0        | 2        | 0          | 0          | 0         | 0         | 0         | 2         | 0          | 8        |              |
| WASHINGTON     | 3          | 4          | 15         | 0        | 0        | 0        | 0         | 0         | 0         | 0        | 0        | 0        | 0        | 0        | 6        | 4          | 2          | 0         | 0         | 1         | 8         | 0          | 43       |              |
| WAYNE          | 2          | 4          | 3          | 0        | 0        | 0        | 0         | 0         | 0         | 0        | 0        | 0        | 0        | 0        | 2        | 2          | 0          | 0         | 0         | 0         | 1         | 0          | 14       |              |
| WESTMORELAND   | 7          | 11         | 20         | 0        | 0        | 0        | 0         | 0         | 0         | 1        | 0        | 0        | 0        | 0        | 13       | 11         | 0          | 0         | 0         | 2         | 13        | 0          | 78       |              |
| WYOMING        | 1          | 2          | 3          | 0        | 0        | 0        | 0         | 0         | 0         | 0        | 0        | 0        | 0        | 0        | 2        | 1          | 1          | 0         | 0         | 0         | 0         | 0          | 10       |              |
| YORK           | 5          | 9          | 25         | 1        | 0        | 1        | 0         | 0         | 0         | 0        | 0        | 0        | 0        | 0        | 14       | 8          | 1          | 0         | 4         | 3         | 16        | 0          | 87       |              |
| OUT-OF-STATE   | 0          | 0          | 0          | 0        | 0        | 0        | 0         | 0         | 0         | 1        | 1        | 0        | 0        | 0        | 0        | 0          | 0          | 0         | 0         | 0         | 2         | 0          | 4        |              |
| UNKNOWN        | 0          | 0          | 0          | 0        | 0        | 0        | 0         | 0         | 0         | 0        | 0        | 0        | 0        | 0        | 0        | 0          | 0          | 0         | 0         | 0         | 0         | 0          | 0        |              |
| <b>Total</b>   | <b>193</b> | <b>282</b> | <b>469</b> | <b>1</b> | <b>1</b> | <b>6</b> | <b>24</b> | <b>28</b> | <b>11</b> | <b>3</b> | <b>3</b> | <b>2</b> | <b>1</b> | <b>1</b> | <b>6</b> | <b>382</b> | <b>363</b> | <b>56</b> | <b>15</b> | <b>17</b> | <b>71</b> | <b>405</b> | <b>0</b> | <b>2,340</b> |

### Kennel Classes

|                      |                       |                       |                      |                |
|----------------------|-----------------------|-----------------------|----------------------|----------------|
| BK1: 1-10 dogs       | CK1: 50 dogs or less  | DK1: 50 dogs or less  | K1: 50 dogs or less  | NP: Non-Profit |
| BK2: 11-25 dogs      | CK2: 51-100 dogs      | DK2: 51-100 dogs      | K2: 51-100 dogs      |                |
| BK3: 26 or more dogs | CK3: 101-150 dogs     | DK3: 101-150 dogs     | K3: 101-150 dogs     |                |
|                      | CK4: 151-250 dogs     | DK4: 151-250 dogs     | K4: 151-250 dogs     |                |
|                      | CK5: 251-500 dogs     | DK5: 251-500 dogs     | K5: 251-500 dogs     |                |
|                      | CK6: 501 or more dogs | DK6: 501 or more dogs | K6: 501 or more dogs |                |

**Appendix D**  
**Commonwealth of Pennsylvania**  
**Bureau of Dog Law Enforcement**  
**Kennel License Report**

**2016 License**

| Revenue (\$) | BK1   | BK2   | BK3    | CK1 | CK2 | CK3 | CK4   | CK5   | CK6   | DK1 | DK2 | DK3 | DK4 | DK5 | DK6   | K1    | K2     | K3    | K4    | K5    | K6    | NP  | NPF | Total  |
|--------------|-------|-------|--------|-----|-----|-----|-------|-------|-------|-----|-----|-----|-----|-----|-------|-------|--------|-------|-------|-------|-------|-----|-----|--------|
| ADAMS        | 100   | 900   | 1,000  | 0   | 0   | 0   | 0     | 0     | 0     | 0   | 0   | 0   | 0   | 0   | 0     | 300   | 200    | 0     | 0     | 0     | 0     | 200 | 0   | 2,700  |
| ALLEGHENY    | 1,300 | 3,000 | 10,750 | 0   | 0   | 0   | 0     | 0     | 0     | 0   | 0   | 0   | 0   | 0   | 0     | 1,275 | 1,800  | 900   | 400   | 1,000 | 6,000 | 475 | 0   | 26,900 |
| ARMSTRONG    | 200   | 600   | 250    | 0   | 0   | 0   | 0     | 0     | 0     | 0   | 0   | 0   | 0   | 0   | 0     | 150   | 200    | 0     | 0     | 0     | 0     | 25  | 0   | 1,425  |
| BEAVER       | 200   | 600   | 1,250  | 0   | 0   | 0   | 0     | 0     | 0     | 0   | 0   | 0   | 0   | 0   | 0     | 750   | 800    | 300   | 0     | 0     | 750   | 150 | 0   | 4,800  |
| BEDFORD      | 300   | 450   | 0      | 0   | 0   | 0   | 0     | 0     | 0     | 0   | 0   | 0   | 0   | 0   | 0     | 150   | 600    | 0     | 0     | 0     | 0     | 25  | 0   | 1,525  |
| BERKS        | 1,000 | 1,500 | 5,500  | 0   | 0   | 0   | 0     | 0     | 0     | 0   | 0   | 0   | 0   | 0   | 0     | 1,800 | 1,800  | 600   | 0     | 500   | 2,250 | 225 | 0   | 15,175 |
| BLAIR        | 300   | 600   | 1,500  | 0   | 0   | 0   | 400   | 0     | 0     | 0   | 0   | 0   | 0   | 0   | 0     | 0     | 1,200  | 300   | 0     | 0     | 0     | 75  | 0   | 4,375  |
| BRADFORD     | 100   | 300   | 500    | 0   | 0   | 0   | 0     | 0     | 0     | 0   | 0   | 0   | 0   | 0   | 0     | 225   | 400    | 600   | 0     | 0     | 0     | 50  | 0   | 2,175  |
| BUCKS        | 600   | 900   | 8,000  | 0   | 0   | 0   | 0     | 500   | 0     | 0   | 0   | 0   | 0   | 0   | 0     | 3,375 | 1,200  | 0     | 0     | 500   | 3,750 | 825 | 0   | 19,650 |
| BUTLER       | 300   | 1,200 | 2,750  | 0   | 0   | 0   | 0     | 0     | 0     | 0   | 0   | 0   | 0   | 0   | 0     | 375   | 600    | 0     | 0     | 0     | 750   | 75  | 0   | 6,050  |
| CAMBRIA      | 100   | 450   | 1,250  | 0   | 0   | 0   | 0     | 0     | 0     | 0   | 0   | 0   | 0   | 0   | 0     | 150   | 200    | 0     | 400   | 0     | 0     | 25  | 0   | 2,575  |
| CAMERON      | 0     | 0     | 0      | 0   | 0   | 0   | 0     | 0     | 0     | 0   | 0   | 0   | 0   | 0   | 0     | 0     | 0      | 0     | 0     | 0     | 0     | 25  | 0   | 25     |
| CARBON       | 300   | 0     | 0      | 0   | 0   | 0   | 0     | 0     | 0     | 0   | 0   | 0   | 0   | 0   | 0     | 75    | 0      | 300   | 0     | 500   | 0     | 50  | 0   | 1,225  |
| CENTRE       | 400   | 1,050 | 1,000  | 0   | 0   | 0   | 800   | 0     | 0     | 0   | 0   | 0   | 0   | 0   | 0     | 375   | 600    | 0     | 0     | 0     | 0     | 100 | 0   | 4,325  |
| CHESTER      | 900   | 1,050 | 9,300  | 0   | 0   | 600 | 1,200 | 0     | 1,500 | 0   | 0   | 0   | 0   | 0   | 0     | 1,800 | 4,600  | 2,100 | 0     | 0     | 3,000 | 650 | 0   | 26,700 |
| CLARION      | 200   | 600   | 250    | 0   | 0   | 0   | 0     | 0     | 0     | 0   | 0   | 0   | 0   | 0   | 0     | 0     | 200    | 300   | 0     | 0     | 0     | 75  | 0   | 1,625  |
| CLEARFIELD   | 200   | 1,050 | 250    | 0   | 0   | 0   | 400   | 0     | 0     | 75  | 0   | 0   | 0   | 0   | 0     | 375   | 1,200  | 0     | 0     | 500   | 0     | 150 | 0   | 4,200  |
| CLINTON      | 200   | 150   | 500    | 0   | 0   | 0   | 0     | 0     | 0     | 0   | 0   | 0   | 0   | 0   | 0     | 0     | 400    | 0     | 0     | 0     | 0     | 25  | 0   | 1,275  |
| COLUMBIA     | 0     | 750   | 1,250  | 0   | 0   | 0   | 0     | 0     | 0     | 0   | 0   | 0   | 0   | 0   | 0     | 75    | 600    | 300   | 0     | 0     | 0     | 50  | 0   | 3,025  |
| CRAWFORD     | 100   | 600   | 500    | 0   | 0   | 0   | 0     | 0     | 0     | 0   | 0   | 0   | 0   | 0   | 0     | 675   | 400    | 300   | 0     | 0     | 0     | 75  | 0   | 2,650  |
| CUMBERLAND   | 150   | 600   | 2,250  | 0   | 0   | 0   | 400   | 500   | 750   | 0   | 0   | 300 | 0   | 0   | 750   | 525   | 2,000  | 0     | 0     | 0     | 1,500 | 200 | 0   | 9,925  |
| DAUPHIN      | 500   | 300   | 3,500  | 0   | 0   | 300 | 0     | 500   | 0     | 0   | 0   | 0   | 0   | 0   | 0     | 675   | 2,000  | 300   | 0     | 0     | 750   | 300 | 0   | 9,125  |
| DELAWARE     | 500   | 450   | 3,000  | 0   | 0   | 0   | 0     | 0     | 0     | 0   | 0   | 0   | 0   | 0   | 0     | 225   | 1,400  | 0     | 400   | 500   | 3,000 | 275 | 0   | 9,750  |
| ELK          | 100   | 600   | 0      | 0   | 0   | 0   | 0     | 0     | 0     | 0   | 0   | 0   | 0   | 0   | 0     | 0     | 0      | 0     | 0     | 0     | 0     | 50  | 0   | 750    |
| ERIE         | 700   | 1,050 | 1,500  | 0   | 0   | 0   | 0     | 0     | 0     | 0   | 0   | 0   | 0   | 0   | 0     | 600   | 800    | 0     | 0     | 0     | 1,500 | 225 | 0   | 6,375  |
| FAYETTE      | 0     | 750   | 1,000  | 0   | 0   | 0   | 0     | 0     | 0     | 0   | 0   | 0   | 0   | 0   | 0     | 300   | 600    | 300   | 0     | 0     | 750   | 50  | 0   | 3,750  |
| FOREST       | 0     | 300   | 0      | 0   | 0   | 0   | 0     | 0     | 0     | 0   | 0   | 0   | 0   | 0   | 0     | 75    | 0      | 0     | 0     | 0     | 0     | 25  | 0   | 400    |
| FRANKLIN     | 400   | 1,050 | 1,250  | 0   | 0   | 0   | 400   | 500   | 0     | 0   | 0   | 0   | 0   | 0   | 0     | 900   | 1,800  | 0     | 0     | 500   | 750   | 150 | 0   | 7,700  |
| FULTON       | 100   | 150   | 0      | 0   | 0   | 0   | 0     | 500   | 0     | 0   | 0   | 0   | 0   | 0   | 0     | 75    | 600    | 300   | 0     | 0     | 0     | 0   | 0   | 1,725  |
| GREENE       | 0     | 150   | 250    | 0   | 0   | 0   | 0     | 0     | 0     | 0   | 0   | 0   | 0   | 0   | 0     | 150   | 200    | 300   | 0     | 0     | 0     | 25  | 0   | 1,075  |
| HUNTINGDON   | 300   | 150   | 250    | 0   | 0   | 0   | 0     | 0     | 0     | 0   | 0   | 0   | 0   | 0   | 0     | 225   | 200    | 0     | 0     | 0     | 0     | 25  | 0   | 1,150  |
| INDIANA      | 200   | 600   | 750    | 0   | 0   | 0   | 0     | 0     | 0     | 0   | 0   | 0   | 0   | 0   | 750   | 0     | 600    | 300   | 0     | 0     | 750   | 50  | 0   | 4,000  |
| JEFFERSON    | 100   | 0     | 500    | 0   | 0   | 300 | 400   | 0     | 0     | 0   | 0   | 0   | 0   | 0   | 0     | 0     | 200    | 300   | 0     | 0     | 0     | 125 | 0   | 1,925  |
| JUNIATA      | 0     | 150   | 250    | 0   | 200 | 0   | 0     | 0     | 0     | 0   | 0   | 0   | 0   | 0   | 750   | 75    | 600    | 300   | 0     | 0     | 0     | 0   | 0   | 2,325  |
| LACKAWANNA   | 100   | 150   | 1,500  | 0   | 0   | 0   | 0     | 0     | 0     | 0   | 0   | 0   | 0   | 0   | 0     | 225   | 900    | 300   | 0     | 500   | 750   | 75  | 0   | 4,500  |
| LANCASTER    | 300   | 1,800 | 5,500  | 0   | 0   | 0   | 4,400 | 8,500 | 5,250 | 0   | 0   | 0   | 0   | 0   | 1,500 | 2,550 | 19,600 | 3,600 | 1,200 | 1,000 | 2,250 | 425 | 0   | 57,875 |
| LAWRENCE     | 100   | 750   | 250    | 0   | 0   | 300 | 0     | 500   | 0     | 0   | 0   | 0   | 0   | 0   | 750   | 75    | 200    | 0     | 0     | 0     | 750   | 75  | 0   | 3,750  |
| LEBANON      | 900   | 900   | 1,750  | 0   | 0   | 0   | 400   | 0     | 0     | 0   | 200 | 0   | 0   | 0   | 0     | 750   | 3,000  | 0     | 800   | 0     | 750   | 125 | 0   | 9,575  |
| LEHIGH       | 400   | 300   | 3,750  | 0   | 0   | 0   | 0     | 0     | 0     | 0   | 0   | 0   | 0   | 0   | 0     | 675   | 800    | 300   | 400   | 0     | 3,000 | 200 | 0   | 9,825  |

## Appendix D

|                |               |               |                |           |            |              |              |               |              |            |            |            |            |            |              |               |               |               |              |              |               |               |          |                |
|----------------|---------------|---------------|----------------|-----------|------------|--------------|--------------|---------------|--------------|------------|------------|------------|------------|------------|--------------|---------------|---------------|---------------|--------------|--------------|---------------|---------------|----------|----------------|
| LUZERNE        | 600           | 1,350         | 2,250          | 0         | 0          | 0            | 0            | 0             | 0            | 0          | 0          | 0          | 0          | 0          | 0            | 675           | 400           | 300           | 1,600        | 500          | 2,250         | 150           | 0        | 10,075         |
| LYCOMING       | 200           | 300           | 250            | 0         | 0          | 0            | 0            | 0             | 0            | 0          | 0          | 0          | 0          | 0          | 0            | 75            | 1,000         | 0             | 0            | 0            | 750           | 25            | 0        | 2,600          |
| MCKEAN         | 100           | 150           | 250            | 0         | 0          | 0            | 0            | 0             | 0            | 0          | 0          | 300        | 0          | 0          | 0            | 75            | 0             | 0             | 0            | 0            | 0             | 25            | 0        | 900            |
| MERCER         | 0             | 1,200         | 1,250          | 0         | 0          | 0            | 0            | 0             | 0            | 0          | 0          | 0          | 400        | 500        | 0            | 300           | 1,000         | 600           | 0            | 0            | 0             | 150           | 0        | 5,400          |
| MIFFLIN        | 0             | 600           | 250            | 0         | 0          | 0            | 0            | 1,000         | 0            | 0          | 0          | 0          | 0          | 0          | 0            | 75            | 400           | 300           | 0            | 0            | 0             | 75            | 0        | 2,700          |
| MONROE         | 400           | 750           | 1,500          | 0         | 0          | 0            | 0            | 0             | 0            | 0          | 0          | 0          | 0          | 0          | 0            | 300           | 0             | 0             | 400          | 0            | 1,500         | 100           | 0        | 4,950          |
| MONTGOMERY     | 1,175         | 1,200         | 9,250          | 0         | 0          | 0            | 0            | 0             | 0            | 0          | 200        | 0          | 0          | 0          | 0            | 900           | 2,200         | 300           | 0            | 500          | 5,250         | 1,050         | 0        | 22,025         |
| MONTOUR        | 0             | 150           | 250            | 0         | 0          | 0            | 0            | 0             | 0            | 0          | 0          | 0          | 0          | 0          | 0            | 0             | 0             | 0             | 0            | 0            | 0             | 25            | 0        | 425            |
| NORTHAMPTON    | 200           | 375           | 3,000          | 0         | 0          | 0            | 0            | 0             | 0            | 0          | 0          | 0          | 0          | 0          | 0            | 825           | 800           | 0             | 0            | 0            | 1,500         | 525           | 0        | 7,225          |
| NORTHUMBERLAND | 100           | 300           | 750            | 0         | 0          | 0            | 0            | 500           | 0            | 0          | 0          | 0          | 0          | 0          | 0            | 375           | 1,200         | 0             | 0            | 0            | 0             | 150           | 0        | 3,375          |
| PERRY          | 500           | 450           | 1,000          | 0         | 0          | 0            | 400          | 0             | 0            | 0          | 0          | 0          | 0          | 0          | 0            | 450           | 1,200         | 300           | 0            | 0            | 0             | 50            | 0        | 4,350          |
| PHILADELPHIA   | 200           | 750           | 3,250          | 0         | 0          | 0            | 0            | 0             | 0            | 0          | 0          | 0          | 0          | 0          | 0            | 0             | 1,200         | 0             | 0            | 0            | 3,000         | 575           | 0        | 8,975          |
| PIKE           | 300           | 450           | 0              | 0         | 0          | 0            | 0            | 0             | 0            | 0          | 0          | 0          | 0          | 0          | 0            | 0             | 400           | 0             | 0            | 0            | 0             | 25            | 0        | 1,175          |
| POTTER         | 200           | 150           | 0              | 0         | 0          | 0            | 0            | 0             | 0            | 0          | 0          | 0          | 0          | 0          | 0            | 150           | 200           | 0             | 0            | 0            | 0             | 25            | 0        | 725            |
| SCHUYLKILL     | 800           | 600           | 1,500          | 0         | 0          | 0            | 0            | 0             | 0            | 0          | 0          | 0          | 0          | 0          | 0            | 825           | 1,400         | 300           | 0            | 0            | 0             | 175           | 0        | 5,600          |
| SNYDER         | 100           | 300           | 500            | 0         | 0          | 0            | 0            | 500           | 0            | 0          | 0          | 0          | 0          | 0          | 0            | 225           | 1,200         | 600           | 400          | 0            | 750           | 0             | 0        | 4,575          |
| SOMERSET       | 600           | 600           | 750            | 0         | 0          | 0            | 0            | 0             | 0            | 0          | 0          | 0          | 0          | 0          | 0            | 75            | 600           | 300           | 0            | 0            | 0             | 25            | 0        | 2,950          |
| SULLIVAN       | 0             | 0             | 250            | 0         | 0          | 0            | 0            | 0             | 0            | 0          | 0          | 0          | 0          | 0          | 0            | 0             | 200           | 0             | 0            | 0            | 0             | 0             | 0        | 450            |
| SUSQUEHANNA    | 100           | 300           | 0              | 0         | 0          | 0            | 0            | 0             | 0            | 0          | 0          | 0          | 0          | 0          | 0            | 75            | 200           | 0             | 0            | 0            | 0             | 75            | 0        | 750            |
| TIOGA          | 200           | 600           | 500            | 0         | 0          | 0            | 0            | 0             | 0            | 0          | 0          | 0          | 0          | 0          | 0            | 0             | 800           | 0             | 0            | 0            | 0             | 50            | 0        | 2,150          |
| UNION          | 0             | 450           | 0              | 0         | 0          | 0            | 0            | 500           | 750          | 0          | 0          | 0          | 0          | 0          | 0            | 150           | 600           | 300           | 0            | 0            | 750           | 25            | 0        | 3,525          |
| VENANGO        | 100           | 450           | 250            | 0         | 0          | 0            | 0            | 0             | 0            | 0          | 0          | 0          | 0          | 0          | 0            | 150           | 0             | 0             | 0            | 0            | 0             | 25            | 0        | 975            |
| WARREN         | 0             | 300           | 500            | 0         | 0          | 0            | 0            | 0             | 0            | 0          | 0          | 0          | 0          | 0          | 0            | 150           | 0             | 0             | 0            | 0            | 0             | 50            | 0        | 1,000          |
| WASHINGTON     | 300           | 600           | 3,750          | 0         | 0          | 0            | 0            | 0             | 0            | 0          | 0          | 0          | 0          | 0          | 0            | 450           | 800           | 600           | 0            | 0            | 750           | 200           | 0        | 7,450          |
| WAYNE          | 200           | 600           | 750            | 0         | 0          | 0            | 0            | 0             | 0            | 0          | 0          | 0          | 0          | 0          | 0            | 150           | 400           | 0             | 0            | 0            | 0             | 25            | 0        | 2,125          |
| WESTMORELAND   | 700           | 1,650         | 5,000          | 0         | 0          | 0            | 0            | 0             | 0            | 75         | 0          | 0          | 0          | 0          | 0            | 900           | 2,200         | 0             | 0            | 0            | 1,500         | 325           | 0        | 12,350         |
| WYOMING        | 100           | 300           | 750            | 0         | 0          | 0            | 0            | 0             | 0            | 0          | 0          | 0          | 0          | 0          | 0            | 150           | 200           | 300           | 0            | 0            | 0             | 0             | 0        | 1,800          |
| YORK           | 500           | 1,350         | 6,250          | 75        | 0          | 300          | 0            | 0             | 0            | 0          | 0          | 0          | 0          | 0          | 0            | 1,050         | 1,600         | 300           | 0            | 2,000        | 2,250         | 400           | 0        | 16,075         |
| OUT-OF-STATE   | 0             | 0             | 0              | 0         | 0          | 0            | 0            | 0             | 0            | 75         | 200        | 0          | 0          | 0          | 0            | 0             | 0             | 0             | 0            | 0            | 0             | 50            | 0        | 325            |
| UNKNOWN        | 0             | 0             | 0              | 0         | 0          | 0            | 0            | 0             | 0            | 0          | 0          | 0          | 0          | 0          | 0            | 0             | 0             | 0             | 0            | 0            | 0             | 0             | 0        | 0              |
| <b>Total</b>   | <b>19,325</b> | <b>42,225</b> | <b>117,050</b> | <b>75</b> | <b>200</b> | <b>1,800</b> | <b>9,200</b> | <b>14,000</b> | <b>8,250</b> | <b>225</b> | <b>600</b> | <b>600</b> | <b>400</b> | <b>500</b> | <b>4,500</b> | <b>28,575</b> | <b>72,700</b> | <b>16,800</b> | <b>6,000</b> | <b>8,500</b> | <b>53,250</b> | <b>10,125</b> | <b>0</b> | <b>414,900</b> |

### Kennel Classes

|                      |                       |                       |                      |                |
|----------------------|-----------------------|-----------------------|----------------------|----------------|
| BK1: 1-10 dogs       | CK1: 50 dogs or less  | DK1: 50 dogs or less  | K1: 50 dogs or less  | NP: Non-Profit |
| BK2: 11-25 dogs      | CK2: 51-100 dogs      | DK2: 51-100 dogs      | K2: 51-100 dogs      |                |
| BK3: 26 or more dogs | CK3: 101-150 dogs     | DK3: 101-150 dogs     | K3: 101-150 dogs     |                |
|                      | CK4: 151-250 dogs     | DK4: 151-250 dogs     | K4: 151-250 dogs     |                |
|                      | CK5: 251-500 dogs     | DK5: 251-500 dogs     | K5: 251-500 dogs     |                |
|                      | CK6: 501 or more dogs | DK6: 501 or more dogs | K6: 501 or more dogs |                |



## Appendix E

### Commonwealth of Pennsylvania Bureau of Dog Law Enforcement Kennel License Report

| 2016 Licenses | ODK1 | ODK2 | ODK3 | ODK4 | ODK5 | ODK6 | ODKNP | Total |
|---------------|------|------|------|------|------|------|-------|-------|
| OUT-OF-STATE  | 17   | 2    | 3    | 3    | 9    | 8    | 118   | 162   |
| Total         | 17   | 2    | 3    | 3    | 9    | 8    | 120   | 162   |

| 2016 License Revenue (\$) | ODK1  | ODK2 | ODK3 | ODK4  | ODK5  | ODK6  | ODKNP | Total  |
|---------------------------|-------|------|------|-------|-------|-------|-------|--------|
| OUT-OF-STATE              | 1,275 | 400  | 900  | 1,200 | 4,500 | 6,000 | 3,050 | 17,325 |
| Total                     | 1,275 | 400  | 900  | 1,200 | 4,500 | 6,000 | 3,050 | 17,325 |

#### Kennel Classes

ODK1: 50 dogs or less

ODK2: 51-100 dogs

ODK3: 101-150 dogs

ODK4: 151-250 dogs

ODK5: 251-500 dogs

ODK6: 501 or more dogs

ODKNP: Out of State Dealer Non Profit

**Commonwealth of Pennsylvania  
Bureau of Dog Law Enforcement  
Kennel Inspection Report**

From Date: 01/01/2016 To Date: 12/31/2016

|            | BK1 | BK2 | BK3 | CK1 | CK2 | CK3 | CK4 | CK5 | CK6 | DK1 | DK2 | DK3 | DK4 | DK6 | K1 | K2  | K3 | K4 | K5 | K6 | NP | UNK | TOTAL |
|------------|-----|-----|-----|-----|-----|-----|-----|-----|-----|-----|-----|-----|-----|-----|----|-----|----|----|----|----|----|-----|-------|
| ADAMS      | 2   | 12  | 8   | 0   | 0   | 0   | 0   | 0   | 0   | 0   | 0   | 0   | 0   | 0   | 9  | 3   | 0  | 0  | 0  | 0  | 17 | 0   | 51    |
| ALLEGHENY  | 25  | 43  | 96  | 0   | 0   | 0   | 0   | 0   | 0   | 0   | 0   | 0   | 0   | 0   | 40 | 19  | 4  | 2  | 7  | 16 | 45 | 5   | 302   |
| ARMSTRONG  | 5   | 8   | 2   | 0   | 0   | 0   | 0   | 0   | 0   | 0   | 0   | 0   | 0   | 0   | 4  | 0   | 0  | 0  | 0  | 0  | 4  | 0   | 23    |
| BEAVER     | 4   | 9   | 12  | 0   | 0   | 0   | 0   | 0   | 0   | 0   | 0   | 0   | 0   | 0   | 20 | 10  | 2  | 0  | 0  | 3  | 15 | 5   | 80    |
| BEDFORD    | 6   | 7   | 0   | 0   | 0   | 0   | 0   | 0   | 0   | 0   | 0   | 0   | 0   | 0   | 4  | 7   | 0  | 0  | 0  | 0  | 2  | 0   | 26    |
| BERKS      | 20  | 20  | 44  | 0   | 0   | 0   | 0   | 0   | 0   | 0   | 0   | 0   | 0   | 0   | 50 | 19  | 4  | 0  | 2  | 7  | 16 | 4   | 186   |
| BLAIR      | 6   | 8   | 12  | 0   | 0   | 0   | 3   | 0   | 0   | 0   | 0   | 0   | 0   | 0   | 0  | 12  | 2  | 0  | 0  | 0  | 6  | 3   | 52    |
| BRADFORD   | 1   | 4   | 6   | 0   | 0   | 0   | 0   | 0   | 0   | 0   | 0   | 0   | 0   | 0   | 6  | 4   | 4  | 0  | 0  | 0  | 4  | 0   | 29    |
| BUCKS      | 11  | 12  | 66  | 0   | 0   | 0   | 0   | 3   | 0   | 0   | 0   | 0   | 0   | 0   | 90 | 12  | 0  | 0  | 2  | 10 | 67 | 4   | 277   |
| BUTLER     | 6   | 16  | 22  | 0   | 0   | 0   | 0   | 0   | 0   | 0   | 0   | 0   | 0   | 0   | 10 | 6   | 0  | 0  | 0  | 2  | 6  | 2   | 70    |
| CAMBRIA    | 1   | 6   | 10  | 0   | 0   | 0   | 0   | 0   | 0   | 0   | 0   | 0   | 0   | 0   | 4  | 2   | 0  | 2  | 0  | 0  | 2  | 0   | 27    |
| CAMERON    | 0   | 0   | 0   | 0   | 0   | 0   | 0   | 0   | 0   | 0   | 0   | 0   | 0   | 0   | 0  | 0   | 0  | 0  | 0  | 0  | 2  | 0   | 2     |
| CARBON     | 6   | 0   | 0   | 0   | 0   | 0   | 0   | 0   | 0   | 0   | 0   | 0   | 0   | 0   | 2  | 0   | 2  | 0  | 2  | 0  | 4  | 0   | 16    |
| CENTRE     | 8   | 14  | 8   | 0   | 0   | 0   | 5   | 0   | 0   | 0   | 0   | 0   | 0   | 0   | 9  | 6   | 0  | 0  | 0  | 0  | 8  | 1   | 59    |
| CHESTER    | 18  | 14  | 75  | 0   | 0   | 5   | 8   | 0   | 5   | 0   | 0   | 0   | 0   | 0   | 51 | 51  | 18 | 0  | 0  | 8  | 52 | 4   | 309   |
| CLARION    | 4   | 8   | 2   | 0   | 0   | 0   | 0   | 0   | 0   | 0   | 0   | 0   | 0   | 0   | 0  | 2   | 2  | 0  | 0  | 0  | 9  | 0   | 27    |
| CLEARFIELD | 4   | 14  | 3   | 0   | 0   | 0   | 2   | 0   | 0   | 2   | 0   | 0   | 0   | 0   | 9  | 12  | 0  | 0  | 2  | 0  | 14 | 1   | 63    |
| CLINTON    | 4   | 2   | 4   | 0   | 0   | 0   | 0   | 0   | 0   | 0   | 0   | 0   | 0   | 0   | 0  | 4   | 0  | 0  | 0  | 0  | 2  | 0   | 16    |
| COLUMBIA   | 0   | 10  | 10  | 0   | 0   | 0   | 0   | 0   | 0   | 0   | 0   | 0   | 0   | 0   | 2  | 6   | 2  | 0  | 0  | 0  | 4  | 0   | 34    |
| CRAWFORD   | 2   | 8   | 4   | 0   | 0   | 0   | 0   | 0   | 0   | 0   | 0   | 0   | 0   | 0   | 19 | 2   | 2  | 0  | 0  | 0  | 7  | 3   | 47    |
| CUMBERLAND | 2   | 12  | 19  | 0   | 0   | 0   | 3   | 3   | 3   | 0   | 2   | 0   | 2   | 2   | 16 | 24  | 0  | 0  | 0  | 4  | 22 | 4   | 116   |
| DAUPHIN    | 10  | 4   | 29  | 0   | 0   | 3   | 0   | 2   | 0   | 0   | 0   | 0   | 0   | 0   | 19 | 20  | 2  | 0  | 0  | 2  | 25 | 0   | 116   |
| DELAWARE   | 10  | 6   | 27  | 0   | 0   | 0   | 0   | 0   | 0   | 0   | 0   | 0   | 0   | 0   | 8  | 12  | 0  | 4  | 3  | 10 | 25 | 0   | 105   |
| ELK        | 2   | 8   | 0   | 0   | 0   | 0   | 0   | 0   | 0   | 0   | 0   | 0   | 0   | 0   | 0  | 0   | 0  | 0  | 0  | 0  | 5  | 0   | 15    |
| ERIE       | 14  | 14  | 12  | 0   | 0   | 0   | 0   | 0   | 0   | 0   | 0   | 0   | 0   | 0   | 17 | 8   | 0  | 0  | 0  | 6  | 22 | 3   | 96    |
| FAYETTE    | 0   | 12  | 8   | 0   | 0   | 0   | 0   | 0   | 0   | 0   | 0   | 0   | 0   | 0   | 8  | 6   | 7  | 0  | 0  | 2  | 4  | 2   | 49    |
| FOREST     | 0   | 4   | 0   | 0   | 0   | 0   | 0   | 0   | 0   | 0   | 0   | 0   | 0   | 0   | 2  | 0   | 0  | 0  | 0  | 0  | 2  | 0   | 8     |
| FRANKLIN   | 10  | 14  | 10  | 0   | 0   | 0   | 3   | 3   | 0   | 0   | 0   | 0   | 0   | 0   | 24 | 18  | 0  | 0  | 2  | 2  | 12 | 2   | 100   |
| FULTON     | 2   | 3   | 0   | 0   | 0   | 0   | 0   | 2   | 0   | 0   | 0   | 0   | 0   | 0   | 2  | 8   | 3  | 0  | 0  | 0  | 0  | 0   | 20    |
| GREENE     | 0   | 2   | 2   | 0   | 0   | 0   | 0   | 0   | 0   | 0   | 0   | 0   | 0   | 0   | 4  | 2   | 2  | 0  | 0  | 0  | 2  | 3   | 17    |
| HUNTINGDON | 6   | 2   | 2   | 0   | 0   | 0   | 0   | 0   | 0   | 0   | 0   | 0   | 0   | 0   | 6  | 2   | 0  | 0  | 0  | 0  | 2  | 0   | 20    |
| INDIANA    | 4   | 8   | 6   | 0   | 0   | 0   | 0   | 0   | 0   | 0   | 0   | 0   | 0   | 2   | 0  | 7   | 2  | 0  | 0  | 2  | 5  | 0   | 36    |
| JEFFERSON  | 2   | 0   | 4   | 0   | 0   | 3   | 0   | 0   | 0   | 0   | 0   | 0   | 0   | 0   | 0  | 2   | 2  | 0  | 0  | 0  | 14 | 0   | 27    |
| JUNIATA    | 0   | 2   | 2   | 0   | 3   | 0   | 0   | 0   | 0   | 0   | 0   | 0   | 0   | 3   | 2  | 7   | 0  | 0  | 0  | 0  | 0  | 0   | 19    |
| LACKAWANNA | 2   | 2   | 12  | 0   | 0   | 0   | 0   | 0   | 0   | 0   | 0   | 0   | 0   | 0   | 6  | 8   | 2  | 0  | 2  | 2  | 6  | 0   | 42    |
| LANCASTER  | 6   | 24  | 45  | 0   | 0   | 0   | 33  | 42  | 21  | 0   | 0   | 0   | 0   | 5   | 68 | 221 | 26 | 10 | 4  | 6  | 38 | 10  | 559   |
| LAWRENCE   | 2   | 12  | 2   | 0   | 0   | 2   | 0   | 2   | 0   | 0   | 0   | 0   | 0   | 2   | 2  | 3   | 0  | 0  | 0  | 2  | 6  | 0   | 35    |
| LEBANON    | 18  | 14  | 16  | 0   | 0   | 0   | 3   | 0   | 0   | 0   | 0   | 0   | 0   | 0   | 23 | 40  | 0  | 6  | 0  | 2  | 12 | 1   | 135   |
| LEHIGH     | 8   | 4   | 31  | 0   | 0   | 0   | 0   | 0   | 0   | 0   | 0   | 0   | 0   | 0   | 17 | 8   | 2  | 2  | 0  | 8  | 16 | 2   | 98    |
| LUZERNE    | 12  | 18  | 20  | 0   | 0   | 0   | 0   | 0   | 0   | 0   | 0   | 0   | 0   | 0   | 18 | 4   | 2  | 8  | 2  | 6  | 12 | 2   | 104   |

## Appendix F

From Date: 01/01/2016 To Date: 12/31/2016

|                |            |            |            |          |          |           |           |           |           |          |          |          |          |           |            |            |            |           |           |            |            |           |              |    |
|----------------|------------|------------|------------|----------|----------|-----------|-----------|-----------|-----------|----------|----------|----------|----------|-----------|------------|------------|------------|-----------|-----------|------------|------------|-----------|--------------|----|
| LYCOMING       | 4          | 3          | 2          | 0        | 0        | 0         | 0         | 0         | 0         | 0        | 0        | 0        | 0        | 0         | 0          | 0          | 10         | 0         | 0         | 0          | 2          | 2         | 0            | 23 |
| MCKEAN         | 2          | 2          | 2          | 0        | 0        | 0         | 0         | 0         | 0         | 0        | 0        | 0        | 2        | 0         | 0          | 2          | 0          | 0         | 0         | 0          | 0          | 4         | 0            | 14 |
| MERCER         | 0          | 16         | 10         | 0        | 0        | 0         | 0         | 0         | 0         | 0        | 0        | 0        | 3        | 0         | 9          | 14         | 2          | 0         | 0         | 0          | 13         | 2         | 69           |    |
| MIFFLIN        | 0          | 8          | 2          | 0        | 0        | 0         | 0         | 6         | 0         | 0        | 0        | 0        | 0        | 0         | 2          | 5          | 4          | 0         | 0         | 0          | 7          | 0         | 34           |    |
| MONROE         | 8          | 10         | 13         | 0        | 0        | 0         | 0         | 0         | 0         | 0        | 0        | 0        | 0        | 0         | 8          | 0          | 0          | 2         | 0         | 4          | 10         | 0         | 55           |    |
| MONTGOMERY     | 24         | 16         | 75         | 0        | 0        | 0         | 0         | 0         | 0         | 0        | 2        | 0        | 0        | 0         | 24         | 23         | 2          | 0         | 2         | 14         | 86         | 5         | 273          |    |
| MONTOUR        | 0          | 2          | 2          | 0        | 0        | 0         | 0         | 0         | 0         | 0        | 0        | 0        | 0        | 0         | 0          | 0          | 0          | 0         | 0         | 0          | 2          | 0         | 6            |    |
| NORTHAMPTON    | 4          | 6          | 27         | 0        | 0        | 0         | 0         | 0         | 0         | 0        | 0        | 0        | 0        | 0         | 23         | 8          | 0          | 0         | 0         | 5          | 45         | 0         | 118          |    |
| NORTHUMBERLAND | 2          | 4          | 9          | 0        | 0        | 0         | 0         | 3         | 0         | 0        | 0        | 0        | 0        | 0         | 11         | 13         | 0          | 0         | 0         | 13         | 1          | 56        |              |    |
| PERRY          | 10         | 6          | 8          | 0        | 0        | 0         | 3         | 0         | 0         | 0        | 0        | 0        | 0        | 0         | 13         | 10         | 3          | 0         | 0         | 0          | 4          | 0         | 57           |    |
| PHILADELPHIA   | 4          | 12         | 26         | 0        | 0        | 0         | 0         | 0         | 0         | 0        | 0        | 0        | 0        | 0         | 0          | 12         | 0          | 0         | 0         | 8          | 47         | 2         | 111          |    |
| PIKE           | 8          | 6          | 0          | 0        | 0        | 0         | 0         | 0         | 0         | 0        | 0        | 0        | 0        | 0         | 0          | 4          | 0          | 0         | 0         | 0          | 2          | 0         | 20           |    |
| POTTER         | 4          | 2          | 0          | 0        | 0        | 0         | 0         | 0         | 0         | 0        | 0        | 0        | 0        | 0         | 5          | 2          | 0          | 0         | 0         | 0          | 2          | 0         | 15           |    |
| SCHUYLKILL     | 16         | 9          | 12         | 0        | 0        | 0         | 0         | 0         | 0         | 0        | 0        | 0        | 0        | 0         | 24         | 11         | 2          | 0         | 0         | 0          | 14         | 1         | 89           |    |
| SNYDER         | 2          | 4          | 4          | 0        | 0        | 0         | 0         | 2         | 0         | 0        | 0        | 0        | 0        | 0         | 5          | 12         | 5          | 2         | 0         | 2          | 0          | 0         | 38           |    |
| SOMERSET       | 13         | 8          | 7          | 0        | 0        | 0         | 0         | 0         | 0         | 0        | 0        | 0        | 0        | 0         | 2          | 10         | 4          | 0         | 0         | 0          | 2          | 3         | 49           |    |
| SULLIVAN       | 0          | 0          | 2          | 0        | 0        | 0         | 0         | 0         | 0         | 0        | 0        | 0        | 0        | 0         | 0          | 2          | 0          | 0         | 0         | 0          | 0          | 0         | 4            |    |
| SUSQUEHANNA    | 2          | 4          | 0          | 0        | 0        | 0         | 0         | 0         | 0         | 0        | 0        | 0        | 0        | 0         | 2          | 2          | 0          | 0         | 0         | 0          | 6          | 0         | 16           |    |
| TIOGA          | 3          | 8          | 4          | 0        | 0        | 0         | 0         | 0         | 0         | 0        | 0        | 0        | 0        | 0         | 0          | 10         | 0          | 0         | 0         | 0          | 5          | 0         | 30           |    |
| UNION          | 0          | 6          | 2          | 0        | 0        | 0         | 0         | 3         | 3         | 0        | 0        | 0        | 0        | 0         | 4          | 6          | 2          | 0         | 0         | 2          | 2          | 0         | 30           |    |
| VENANGO        | 2          | 6          | 2          | 0        | 0        | 0         | 0         | 0         | 0         | 0        | 0        | 0        | 0        | 0         | 4          | 0          | 0          | 0         | 0         | 0          | 3          | 1         | 18           |    |
| WARREN         | 0          | 4          | 4          | 0        | 0        | 0         | 0         | 0         | 0         | 0        | 0        | 0        | 0        | 0         | 4          | 0          | 0          | 0         | 0         | 0          | 6          | 0         | 18           |    |
| WASHINGTON     | 6          | 9          | 31         | 0        | 0        | 0         | 0         | 0         | 0         | 0        | 0        | 0        | 0        | 0         | 12         | 8          | 4          | 0         | 0         | 2          | 16         | 6         | 94           |    |
| WAYNE          | 4          | 9          | 6          | 0        | 0        | 0         | 0         | 0         | 0         | 0        | 0        | 0        | 0        | 0         | 4          | 3          | 0          | 0         | 0         | 0          | 2          | 1         | 29           |    |
| WESTMORELAND   | 14         | 23         | 41         | 0        | 0        | 0         | 0         | 0         | 0         | 2        | 0        | 0        | 0        | 0         | 27         | 24         | 0          | 0         | 0         | 4          | 31         | 0         | 166          |    |
| WYOMING        | 2          | 4          | 6          | 0        | 0        | 0         | 0         | 0         | 0         | 0        | 0        | 0        | 0        | 0         | 4          | 3          | 2          | 0         | 0         | 0          | 0          | 0         | 21           |    |
| YORK           | 10         | 19         | 57         | 2        | 0        | 3         | 0         | 0         | 0         | 0        | 0        | 0        | 0        | 0         | 30         | 17         | 2          | 0         | 9         | 7          | 35         | 7         | 198          |    |
| <b>TOTAL</b>   | <b>387</b> | <b>586</b> | <b>985</b> | <b>2</b> | <b>3</b> | <b>16</b> | <b>63</b> | <b>71</b> | <b>32</b> | <b>4</b> | <b>2</b> | <b>4</b> | <b>3</b> | <b>14</b> | <b>790</b> | <b>786</b> | <b>124</b> | <b>38</b> | <b>39</b> | <b>150</b> | <b>875</b> | <b>90</b> | <b>5,064</b> |    |

### Kennel Classes

|                      |                       |                       |                      |                |
|----------------------|-----------------------|-----------------------|----------------------|----------------|
| BK1: 1-10 dogs       | CK1: 50 dogs or less  | DK1: 50 dogs or less  | K1: 50 dogs or less  | NP: Non-Profit |
| BK2: 11-25 dogs      | CK2: 51-100 dogs      | DK2: 51-100 dogs      | K2: 51-100 dogs      |                |
| BK3: 26 or more dogs | CK3: 101-150 dogs     | DK3: 101-150 dogs     | K3: 101-150 dogs     |                |
|                      | CK4: 151-250 dogs     | DK4: 151-250 dogs     | K4: 151-250 dogs     |                |
|                      | CK5: 251-500 dogs     | DK5: 251-500 dogs     | K5: 251-500 dogs     |                |
|                      | CK6: 501 or more dogs | DK6: 501 or more dogs | K6: 501 or more dogs |                |

**Commonwealth of Pennsylvania  
Bureau of Dog Law Enforcement  
Dogs Per Kennel Count**

**2016 KEPT DOGS**

|            | BK1   | BK2    | BK3     | CK1 | CK2 | CK3 | CK4 | CK5   | CK6   | DK1 | DK2 | DK3 | DK4 | DK5 | DK6   | K1    | K2    | K3  | K4  | K5  | K6     | NP    | TOTAL   |       |
|------------|-------|--------|---------|-----|-----|-----|-----|-------|-------|-----|-----|-----|-----|-----|-------|-------|-------|-----|-----|-----|--------|-------|---------|-------|
| ADAMS      | 9     | 3,097  | 5,736   | 0   | 0   | 0   | 0   | 0     | 0     | 0   | 0   | 0   | 0   | 0   | 0     | 71    | 24    | 0   | 0   | 0   | 0      | 1,083 | 10,020  |       |
| ALLEGHENY  | 1,500 | 22,190 | 296,997 | 0   | 0   | 0   | 0   | 0     | 0     | 0   | 0   | 0   | 0   | 0   | 0     | 420   | 56    | 203 | 866 | 730 | 48,716 | 6,841 | 378,519 |       |
| ARMSTRONG  | 150   | 1,299  | 529     | 0   | 0   | 0   | 0   | 0     | 0     | 0   | 0   | 0   | 0   | 0   | 0     | 31    | 25    | 0   | 0   | 0   | 0      | 401   | 2,435   |       |
| BEAVER     | 38    | 1,809  | 11,526  | 0   | 0   | 0   | 0   | 0     | 0     | 0   | 0   | 0   | 0   | 0   | 0     | 204   | 181   | 36  | 0   | 0   | 9,630  | 1,160 | 24,584  |       |
| BEDFORD    | 301   | 1,260  | 0       | 0   | 0   | 0   | 0   | 0     | 0     | 0   | 0   | 0   | 0   | 0   | 0     | 32    | 112   | 0   | 0   | 0   | 0      | 320   | 2,025   |       |
| BERKS      | 484   | 4,482  | 33,973  | 0   | 0   | 0   | 0   | 0     | 0     | 0   | 0   | 0   | 0   | 0   | 0     | 412   | 284   | 178 | 0   | 348 | 13,411 | 3,082 | 56,656  |       |
| BLAIR      | 189   | 1,398  | 2,057   | 0   | 0   | 0   | 194 | 0     | 0     | 0   | 0   | 0   | 0   | 0   | 0     | 0     | 198   | 98  | 0   | 0   | 0      | 0     | 947     | 5,081 |
| BRADFORD   | 2,192 | 601    | 820     | 0   | 0   | 0   | 0   | 0     | 0     | 0   | 0   | 0   | 0   | 0   | 0     | 32    | 70    | 72  | 0   | 0   | 0      | 0     | 575     | 4,362 |
| BUCKS      | 310   | 4,762  | 118,388 | 0   | 0   | 0   | 0   | 277   | 0     | 0   | 0   | 0   | 0   | 0   | 0     | 3,071 | 166   | 0   | 0   | 0   | 43,331 | 7,870 | 178,175 |       |
| BUTLER     | 237   | 1,839  | 26,243  | 0   | 0   | 0   | 0   | 0     | 0     | 0   | 0   | 0   | 0   | 0   | 0     | 85    | 99    | 0   | 0   | 0   | 8,611  | 541   | 37,655  |       |
| CAMBRIA    | 0     | 1,360  | 7,501   | 0   | 0   | 0   | 0   | 0     | 0     | 0   | 0   | 0   | 0   | 0   | 0     | 19    | 0     | 0   | 0   | 0   | 0      | 500   | 9,380   |       |
| CAMERON    | 0     | 0      | 0       | 0   | 0   | 0   | 0   | 0     | 0     | 0   | 0   | 0   | 0   | 0   | 0     | 0     | 0     | 0   | 0   | 0   | 0      | 0     | 37      | 37    |
| CARBON     | 356   | 0      | 0       | 0   | 0   | 0   | 0   | 0     | 0     | 0   | 0   | 0   | 0   | 0   | 0     | 18    | 0     | 91  | 0   | 348 | 0      | 73    | 886     |       |
| CENTRE     | 359   | 1,931  | 7,029   | 0   | 0   | 0   | 196 | 0     | 0     | 0   | 0   | 0   | 0   | 0   | 0     | 122   | 30    | 0   | 0   | 0   | 0      | 944   | 10,611  |       |
| CHESTER    | 1,924 | 4,317  | 187,583 | 0   | 0   | 136 | 153 | 0     | 181   | 0   | 0   | 0   | 0   | 0   | 0     | 316   | 422   | 275 | 0   | 0   | 17,450 | 5,010 | 217,767 |       |
| CLARION    | 243   | 1,173  | 1,632   | 0   | 0   | 0   | 0   | 0     | 0     | 0   | 0   | 0   | 0   | 0   | 0     | 0     | 86    | 71  | 0   | 0   | 0      | 0     | 236     | 3,441 |
| CLEARFIELD | 234   | 5,019  | 87      | 0   | 0   | 0   | 48  | 0     | 0     | 36  | 0   | 0   | 0   | 0   | 0     | 96    | 158   | 0   | 0   | 277 | 0      | 498   | 6,453   |       |
| CLINTON    | 315   | 220    | 3,169   | 0   | 0   | 0   | 0   | 0     | 0     | 0   | 0   | 0   | 0   | 0   | 0     | 0     | 142   | 0   | 0   | 0   | 0      | 169   | 4,015   |       |
| COLUMBIA   | 0     | 4,422  | 3,176   | 0   | 0   | 0   | 0   | 0     | 0     | 0   | 0   | 0   | 0   | 0   | 0     | 5     | 93    | 91  | 0   | 0   | 0      | 69    | 7,856   |       |
| CRAWFORD   | 0     | 1,419  | 3,252   | 0   | 0   | 0   | 0   | 0     | 0     | 0   | 0   | 0   | 0   | 0   | 0     | 158   | 77    | 102 | 0   | 0   | 0      | 334   | 5,342   |       |
| CUMBERLAND | 16    | 501    | 26,509  | 0   | 0   | 0   | 154 | 219   | 71    | 0   | 0   | 3   | 0   | 0   | 3,572 | 229   | 338   | 0   | 0   | 0   | 18,149 | 3,187 | 52,948  |       |
| DAUPHIN    | 246   | 308    | 39,832  | 0   | 0   | 13  | 0   | 58    | 0     | 0   | 0   | 0   | 0   | 0   | 0     | 143   | 219   | 98  | 0   | 0   | 6,573  | 1,333 | 48,823  |       |
| DELAWARE   | 222   | 8,508  | 83,543  | 0   | 0   | 0   | 0   | 0     | 0     | 0   | 0   | 0   | 0   | 0   | 0     | 40    | 183   | 0   | 0   | 303 | 31,474 | 2,807 | 127,080 |       |
| ELK        | 0     | 1,681  | 0       | 0   | 0   | 0   | 0   | 0     | 0     | 0   | 0   | 0   | 0   | 0   | 0     | 0     | 0     | 0   | 0   | 0   | 0      | 109   | 1,790   |       |
| ERIE       | 1,867 | 1,789  | 31,529  | 0   | 0   | 0   | 0   | 0     | 0     | 0   | 0   | 0   | 0   | 0   | 0     | 122   | 72    | 0   | 0   | 0   | 8,304  | 1,900 | 45,583  |       |
| FAYETTE    | 0     | 3,269  | 10,828  | 0   | 0   | 0   | 0   | 0     | 0     | 0   | 0   | 0   | 0   | 0   | 0     | 75    | 148   | 41  | 0   | 0   | 8,119  | 534   | 23,014  |       |
| FOREST     | 0     | 624    | 0       | 0   | 0   | 0   | 0   | 0     | 0     | 0   | 0   | 0   | 0   | 0   | 0     | 35    | 0     | 0   | 0   | 0   | 0      | 58    | 717     |       |
| FRANKLIN   | 27    | 2,748  | 16,604  | 0   | 44  | 0   | 172 | 263   | 0     | 0   | 0   | 0   | 0   | 0   | 0     | 497   | 342   | 0   | 0   | 403 | 8,025  | 1,245 | 30,370  |       |
| FULTON     | 54    | 0      | 0       | 0   | 0   | 0   | 0   | 283   | 0     | 0   | 0   | 0   | 0   | 0   | 0     | 5     | 131   | 100 | 0   | 0   | 0      | 0     | 573     |       |
| GREENE     | 0     | 734    | 744     | 0   | 0   | 0   | 0   | 0     | 0     | 0   | 0   | 0   | 0   | 0   | 0     | 32    | 96    | 75  | 0   | 0   | 0      | 380   | 2,061   |       |
| HUNTINGDON | 461   | 0      | 2,163   | 0   | 0   | 0   | 0   | 0     | 0     | 0   | 0   | 0   | 0   | 0   | 0     | 42    | 12    | 0   | 0   | 0   | 0      | 118   | 2,796   |       |
| INDIANA    | 114   | 580    | 2,715   | 0   | 0   | 0   | 0   | 0     | 0     | 0   | 0   | 0   | 0   | 0   | 322   | 0     | 150   | 53  | 0   | 0   | 1,584  | 593   | 6,111   |       |
| JEFFERSON  | 171   | 0      | 3,233   | 0   | 0   | 60  | 89  | 0     | 0     | 0   | 0   | 0   | 0   | 0   | 0     | 0     | 36    | 57  | 0   | 0   | 0      | 218   | 3,864   |       |
| JUNIATA    | 0     | 2      | 85      | 0   | 5   | 0   | 0   | 0     | 0     | 0   | 0   | 0   | 0   | 0   | 1,053 | 5     | 75    | 113 | 0   | 0   | 0      | 0     | 1,338   |       |
| LACKAWANNA | 343   | 532    | 27,686  | 0   | 0   | 0   | 0   | 0     | 0     | 0   | 0   | 0   | 0   | 0   | 0     | 41    | 104   | 83  | 0   | 357 | 7,209  | 1,133 | 37,488  |       |
| LANCASTER  | 174   | 6,464  | 64,237  | 0   | 0   | 54  | 752 | 3,121 | 1,453 | 0   | 0   | 0   | 0   | 0   | 1,041 | 444   | 2,311 | 752 | 332 | 466 | 18,728 | 4,016 | 104,345 |       |
| LAWRENCE   | 32    | 1,454  | 297     | 0   | 0   | 25  | 0   | 359   | 0     | 0   | 0   | 0   | 0   | 0   | 632   | 15    | 11    | 0   | 0   | 0   | 4,185  | 339   | 7,349   |       |
| LEBANON    | 562   | 1,081  | 8,061   | 0   | 0   | 0   | 159 | 0     | 0     | 0   | 12  | 0   | 0   | 0   | 0     | 162   | 776   | 0   | 133 | 0   | 6,192  | 866   | 18,004  |       |
| LEHIGH     | 1,057 | 603    | 121,809 | 0   | 0   | 0   | 0   | 0     | 0     | 0   | 0   | 0   | 0   | 0   | 0     | 142   | 79    | 96  | 102 | 0   | 10,904 | 2,186 | 136,978 |       |
| LUZERNE    | 289   | 2,235  | 20,546  | 0   | 0   | 0   | 0   | 0     | 0     | 0   | 0   | 0   | 0   | 0   | 0     | 59    | 0     | 97  | 379 | 0   | 9,745  | 2,361 | 35,711  |       |
| LYCOMING   | 70    | 300    | 0       | 0   | 0   | 0   | 0   | 0     | 0     | 0   | 0   | 0   | 0   | 0   | 0     | 59    | 68    | 0   | 0   | 0   | 2,649  | 884   | 4,030   |       |

## Appendix G

|                |               |                |                  |          |           |            |              |              |              |           |           |          |            |            |              |               |               |              |              |              |                |               |                  |         |
|----------------|---------------|----------------|------------------|----------|-----------|------------|--------------|--------------|--------------|-----------|-----------|----------|------------|------------|--------------|---------------|---------------|--------------|--------------|--------------|----------------|---------------|------------------|---------|
| MCKEAN         | 213           | 479            | 2,355            | 0        | 0         | 0          | 0            | 0            | 0            | 0         | 0         | 0        | 5          | 0          | 0            | 0             | 14            | 0            | 0            | 0            | 0              | 0             | 735              | 3,801   |
| MERCER         | 0             | 1,665          | 3,337            | 0        | 0         | 0          | 0            | 0            | 0            | 0         | 0         | 0        | 0          | 180        | 135          | 0             | 74            | 175          | 103          | 0            | 0              | 0             | 561              | 6,230   |
| MIFFLIN        | 0             | 752            | 500              | 0        | 0         | 0          | 0            | 400          | 0            | 0         | 0         | 0        | 0          | 0          | 0            | 0             | 1             | 27           | 0            | 0            | 0              | 0             | 568              | 2,248   |
| MONROE         | 267           | 760            | 11,853           | 0        | 0         | 0          | 0            | 0            | 0            | 0         | 0         | 0        | 0          | 0          | 0            | 0             | 72            | 0            | 0            | 49           | 0              | 9,963         | 784              | 23,748  |
| MONTGOMERY     | 587           | 4,954          | 166,565          | 0        | 0         | 0          | 0            | 0            | 0            | 0         | 0         | 1        | 0          | 0          | 0            | 0             | 3,115         | 206          | 112          | 0            | 451            | 53,807        | 6,747            | 236,545 |
| MONTOUR        | 0             | 388            | 1,486            | 0        | 0         | 0          | 0            | 0            | 0            | 0         | 0         | 0        | 0          | 0          | 0            | 0             | 0             | 0            | 0            | 0            | 0              | 0             | 415              | 2,289   |
| NORTHAMPTON    | 33            | 343            | 32,596           | 0        | 0         | 0          | 0            | 0            | 0            | 0         | 0         | 0        | 0          | 0          | 0            | 0             | 100           | 31           | 0            | 0            | 0              | 4,330         | 591              | 38,024  |
| NORTHUMBERLAND | 0             | 1,076          | 2,644            | 0        | 0         | 0          | 0            | 51           | 0            | 0         | 0         | 0        | 0          | 0          | 0            | 0             | 73            | 251          | 0            | 0            | 0              | 0             | 503              | 4,598   |
| PERRY          | 336           | 2,199          | 4,658            | 0        | 0         | 0          | 158          | 0            | 0            | 0         | 0         | 0        | 0          | 0          | 0            | 0             | 134           | 197          | 81           | 0            | 0              | 0             | 214              | 7,977   |
| PHILADELPHIA   | 887           | 3,366          | 71,087           | 0        | 0         | 0          | 0            | 0            | 0            | 0         | 7         | 0        | 0          | 0          | 0            | 0             | 0             | 0            | 0            | 0            | 0              | 26,512        | 12,434           | 114,293 |
| PIKE           | 111           | 450            | 0                | 0        | 0         | 0          | 0            | 0            | 0            | 0         | 0         | 0        | 0          | 0          | 0            | 0             | 0             | 92           | 0            | 0            | 0              | 0             | 448              | 1,101   |
| POTTER         | 122           | 308            | 0                | 0        | 0         | 0          | 0            | 0            | 0            | 0         | 0         | 0        | 0          | 0          | 0            | 0             | 26            | 18           | 0            | 0            | 0              | 0             | 250              | 724     |
| SCHUYLKILL     | 587           | 1,170          | 1,918            | 0        | 0         | 0          | 0            | 0            | 0            | 0         | 0         | 0        | 0          | 0          | 0            | 0             | 127           | 152          | 91           | 0            | 0              | 0             | 1,765            | 5,810   |
| SNYDER         | 10            | 427            | 1,235            | 0        | 0         | 0          | 155          | 0            | 0            | 0         | 0         | 0        | 0          | 0          | 0            | 0             | 925           | 213          | 107          | 222          | 0              | 4,460         | 0                | 7,754   |
| SOMERSET       | 403           | 1,307          | 1,525            | 0        | 0         | 0          | 0            | 0            | 0            | 0         | 0         | 0        | 0          | 0          | 0            | 0             | 18            | 88           | 49           | 0            | 0              | 0             | 513              | 3,903   |
| SULLIVAN       | 0             | 0              | 1,742            | 0        | 0         | 0          | 0            | 0            | 0            | 0         | 0         | 0        | 0          | 0          | 0            | 0             | 0             | 39           | 0            | 0            | 0              | 0             | 0                | 1,781   |
| SUSQUEHANNA    | 24            | 935            | 0                | 0        | 0         | 0          | 0            | 0            | 0            | 0         | 0         | 0        | 0          | 0          | 0            | 0             | 41            | 87           | 0            | 0            | 0              | 0             | 638              | 1,725   |
| TIOGA          | 145           | 2,470          | 1,588            | 0        | 0         | 0          | 0            | 0            | 0            | 0         | 0         | 0        | 0          | 0          | 0            | 0             | 0             | 157          | 0            | 0            | 0              | 0             | 114              | 4,474   |
| UNION          | 0             | 1,061          | 0                | 0        | 0         | 0          | 85           | 240          | 0            | 0         | 0         | 0        | 0          | 0          | 0            | 0             | 33            | 89           | 42           | 0            | 0              | 496           | 6                | 2,052   |
| VENANGO        | 143           | 749            | 1,737            | 0        | 0         | 0          | 0            | 0            | 0            | 0         | 0         | 0        | 0          | 0          | 0            | 0             | 33            | 0            | 0            | 0            | 0              | 0             | 478              | 3,140   |
| WARREN         | 0             | 286            | 3,147            | 0        | 0         | 0          | 0            | 0            | 0            | 0         | 0         | 0        | 0          | 0          | 0            | 0             | 78            | 0            | 0            | 0            | 0              | 0             | 413              | 3,924   |
| WASHINGTON     | 84            | 2,146          | 21,407           | 0        | 0         | 0          | 0            | 0            | 0            | 0         | 0         | 0        | 0          | 0          | 0            | 0             | 129           | 165          | 114          | 0            | 0              | 6,648         | 2,342            | 33,035  |
| WAYNE          | 51            | 1,034          | 4,110            | 0        | 0         | 0          | 0            | 0            | 0            | 0         | 0         | 0        | 0          | 0          | 0            | 0             | 60            | 39           | 0            | 0            | 0              | 0             | 257              | 5,551   |
| WESTMORELAND   | 465           | 2,694          | 32,478           | 0        | 0         | 0          | 0            | 0            | 5            | 0         | 0         | 0        | 0          | 0          | 0            | 0             | 336           | 347          | 0            | 0            | 0              | 11,644        | 2,436            | 50,405  |
| WYOMING        | 4             | 611            | 1,091            | 0        | 0         | 0          | 0            | 0            | 0            | 0         | 0         | 0        | 0          | 0          | 0            | 0             | 12            | 54           | 41           | 0            | 0              | 0             | 0                | 1,813   |
| YORK           | 195           | 3,023          | 37,900           | 7        | 0         | 41         | 0            | 0            | 0            | 0         | 0         | 0        | 0          | 0          | 0            | 0             | 300           | 202          | 0            | 0            | 670            | 12,086        | 3,168            | 57,592  |
| <b>TOTAL</b>   | <b>19,213</b> | <b>130,664</b> | <b>1,577,080</b> | <b>7</b> | <b>49</b> | <b>329</b> | <b>2,075</b> | <b>5,271</b> | <b>1,945</b> | <b>41</b> | <b>20</b> | <b>8</b> | <b>180</b> | <b>135</b> | <b>6,620</b> | <b>12,940</b> | <b>10,003</b> | <b>3,522</b> | <b>2,083</b> | <b>4,353</b> | <b>412,935</b> | <b>91,337</b> | <b>2,280,810</b> |         |

BK1: 1-10 dogs  
 BK2: 11-25 dogs  
 BK3: 26 or more dogs

CK1: 50 dogs or less  
 CK2: 51-100 dogs  
 CK3: 101-150 dogs  
 CK4: 151-250 dogs  
 CK5: 251-500 dogs  
 CK6: 501 or more dogs

DK1: 50 dogs or less  
 DK2: 51-100 dogs  
 DK3: 101-150 dogs  
 DK4: 151-250 dogs  
 DK5: 251-500 dogs  
 DK6: 501 or more dogs

K1: 50 dogs or less  
 K2: 51-100 dogs  
 K3: 101-150 dogs  
 K4: 151-250 dogs  
 K5: 251-500 dogs  
 K6: 501 or more dogs

NP: Non-Profit

**Appendix H**  
**Commonwealth of Pennsylvania**  
**Bureau of Dog Law Enforcement**  
**Citation Prosecution Counts**

From Date: 01/01/2016

To Date: 12/31/2016

| COUNTY NAME | Citation |      |           |       |
|-------------|----------|------|-----------|-------|
|             | Closed   | Open | Withdrawn | TOTAL |
| ADAMS       | 153      | 8    | 15        | 176   |
| ALLEGHENY   | 0        | 14   | 0         | 14    |
| ARMSTRONG   | 19       | 13   | 3         | 35    |
| BEAVER      | 11       | 5    | 0         | 16    |
| BEDFORD     | 23       | 72   | 6         | 101   |
| BERKS       | 36       | 11   | 14        | 61    |
| BLAIR       | 26       | 0    | 0         | 26    |
| BRADFORD    | 6        | 1    | 0         | 7     |
| BUCKS       | 5        | 7    | 9         | 21    |
| BUTLER      | 26       | 1    | 5         | 32    |
| CAMBRIA     | 0        | 17   | 0         | 17    |
| CAMERON     | 0        | 1    | 0         | 1     |
| CARBON      | 4        | 3    | 0         | 7     |
| CENTRE      | 0        | 2    | 0         | 2     |
| CHESTER     | 62       | 8    | 5         | 75    |
| CLARION     | 4        | 0    | 0         | 4     |
| CLEARFIELD  | 22       | 58   | 0         | 80    |
| CLINTON     | 0        | 2    | 0         | 2     |
| COLUMBIA    | 8        | 5    | 0         | 13    |
| CRAWFORD    | 3        | 75   | 3         | 81    |
| CUMBERLAND  | 42       | 5    | 3         | 50    |
| DAUPHIN     | 13       | 7    | 0         | 20    |
| DELAWARE    | 4        | 3    | 1         | 8     |
| ELK         | 0        | 10   | 0         | 10    |
| ERIE        | 13       | 66   | 7         | 86    |
| FAYETTE     | 2        | 68   | 0         | 70    |
| FOREST      | 0        | 14   | 0         | 14    |
| FRANKLIN    | 340      | 49   | 15        | 404   |
| FULTON      | 1        | 25   | 0         | 26    |
| GREENE      | 0        | 62   | 0         | 62    |
| HUNTINGDON  | 37       | 2    | 0         | 39    |
| INDIANA     | 6        | 61   | 0         | 67    |
| JEFFERSON   | 1        | 20   | 0         | 21    |
| JUNIATA     | 28       | 0    | 0         | 28    |

| COUNTY NAME    | Citation     |              |            |              |
|----------------|--------------|--------------|------------|--------------|
|                | Closed       | Open         | Withdrawn  | TOTAL        |
| LACKAWANNA     | 0            | 8            | 0          | 8            |
| LANCASTER      | 89           | 16           | 6          | 111          |
| LAWRENCE       | 19           | 8            | 0          | 27           |
| LEBANON        | 58           | 21           | 12         | 91           |
| LEHIGH         | 1            | 13           | 0          | 14           |
| LUZERNE        | 124          | 32           | 0          | 156          |
| LYCOMING       | 40           | 18           | 2          | 60           |
| MCKEAN         | 4            | 22           | 0          | 26           |
| MERCER         | 0            | 69           | 0          | 69           |
| MIFFLIN        | 40           | 0            | 0          | 40           |
| MONROE         | 5            | 7            | 0          | 12           |
| MONTGOMERY     | 5            | 12           | 0          | 17           |
| MONTOUR        | 8            | 2            | 0          | 10           |
| NORTHAMPTON    | 22           | 33           | 0          | 55           |
| NORTHUMBERLAND | 131          | 42           | 32         | 205          |
| PERRY          | 21           | 9            | 3          | 33           |
| PHILADELPHIA   | 0            | 0            | 0          | 0            |
| PIKE           | 20           | 10           | 6          | 36           |
| POTTER         | 1            | 9            | 1          | 11           |
| SCHUYLKILL     | 37           | 17           | 0          | 54           |
| SNYDER         | 3            | 4            | 2          | 9            |
| SOMERSET       | 6            | 8            | 0          | 14           |
| SULLIVAN       | 0            | 0            | 0          | 0            |
| SUSQUEHANNA    | 9            | 1            | 0          | 10           |
| TIOGA          | 2            | 11           | 0          | 13           |
| UNION          | 4            | 7            | 0          | 11           |
| VENANGO        | 0            | 45           | 0          | 45           |
| WARREN         | 3            | 23           | 0          | 26           |
| WASHINGTON     | 0            | 5            | 0          | 5            |
| WAYNE          | 48           | 8            | 21         | 77           |
| WESTMORELAND   | 6            | 22           | 0          | 28           |
| WYOMING        | 0            | 5            | 0          | 5            |
| YORK           | 30           | 8            | 5          | 43           |
| <b>TOTAL</b>   | <b>1,631</b> | <b>1,190</b> | <b>176</b> | <b>2,997</b> |

**Appendix H**  
**Commonwealth of Pennsylvania**  
**Dog Law Enforcement Office**  
**Citation Prosecution Counts**

From Date: 01/01/2016      To Date: 12/31/2016

| COUNTY NAME | Misdemeanor |      |           | TOTAL |
|-------------|-------------|------|-----------|-------|
|             | Closed      | Open | Withdrawn |       |
| ADAMS       | 3           | 0    | 1         | 4     |
| ALLEGHENY   | 0           | 27   | 0         | 27    |
| ARMSTRONG   | 0           | 0    | 0         | 0     |
| BEAVER      | 0           | 10   | 0         | 10    |
| BEDFORD     | 0           | 0    | 0         | 0     |
| BERKS       | 3           | 0    | 2         | 5     |
| BLAIR       | 0           | 1    | 0         | 1     |
| BRADFORD    | 0           | 0    | 0         | 0     |
| BUCKS       | 0           | 0    | 0         | 0     |
| BUTLER      | 3           | 0    | 3         | 6     |
| CAMBRIA     | 0           | 0    | 0         | 0     |
| CAMERON     | 0           | 0    | 0         | 0     |
| CARBON      | 0           | 1    | 0         | 1     |
| CENTRE      | 0           | 2    | 0         | 2     |
| CHESTER     | 0           | 0    | 0         | 0     |
| CLARION     | 0           | 0    | 0         | 0     |
| CLEARFIELD  | 0           | 0    | 0         | 0     |
| CLINTON     | 0           | 0    | 0         | 0     |
| COLUMBIA    | 0           | 0    | 0         | 0     |
| CRAWFORD    | 0           | 1    | 0         | 1     |
| CUMBERLAND  | 0           | 0    | 0         | 0     |
| DAUPHIN     | 0           | 0    | 0         | 0     |
| DELAWARE    | 0           | 0    | 0         | 0     |
| ELK         | 0           | 1    | 0         | 1     |
| ERIE        | 1           | 3    | 2         | 6     |
| FAYETTE     | 0           | 1    | 0         | 1     |
| FOREST      | 0           | 0    | 0         | 0     |
| FRANKLIN    | 17          | 5    | 0         | 22    |
| FULTON      | 0           | 0    | 0         | 0     |
| GREENE      | 0           | 0    | 0         | 0     |
| HUNTINGDON  | 0           | 0    | 0         | 0     |
| INDIANA     | 0           | 0    | 0         | 0     |
| JEFFERSON   | 0           | 0    | 0         | 0     |
| JUNIATA     | 0           | 2    | 0         | 2     |

| COUNTY NAME    | Misdemeanor |           |           | TOTAL      |
|----------------|-------------|-----------|-----------|------------|
|                | Closed      | Open      | Withdrawn |            |
| LACKAWANNA     | 0           | 0         | 0         | 0          |
| LANCASTER      | 0           | 0         | 0         | 0          |
| LAWRENCE       | 0           | 0         | 0         | 0          |
| LEBANON        | 0           | 0         | 0         | 0          |
| LEHIGH         | 0           | 7         | 0         | 7          |
| LUZERNE        | 0           | 0         | 0         | 0          |
| LYCOMING       | 0           | 1         | 0         | 1          |
| MCKEAN         | 0           | 0         | 0         | 0          |
| MERCER         | 0           | 2         | 0         | 2          |
| MIFFLIN        | 0           | 0         | 0         | 0          |
| MONROE         | 1           | 0         | 0         | 1          |
| MONTGOMERY     | 0           | 0         | 0         | 0          |
| MONTOUR        | 0           | 0         | 0         | 0          |
| NORTHAMPTON    | 0           | 0         | 0         | 0          |
| NORTHUMBERLAND | 3           | 0         | 3         | 6          |
| PERRY          | 0           | 0         | 0         | 0          |
| PHILADELPHIA   | 0           | 0         | 0         | 0          |
| PIKE           | 0           | 0         | 0         | 0          |
| POTTER         | 0           | 0         | 0         | 0          |
| SCHUYLKILL     | 0           | 0         | 0         | 0          |
| SNYDER         | 0           | 0         | 0         | 0          |
| SOMERSET       | 0           | 1         | 0         | 1          |
| SULLIVAN       | 0           | 0         | 0         | 0          |
| SUSQUEHANNA    | 0           | 0         | 0         | 0          |
| TIOGA          | 0           | 0         | 0         | 0          |
| UNION          | 0           | 0         | 0         | 0          |
| VENANGO        | 0           | 2         | 0         | 2          |
| WARREN         | 0           | 1         | 0         | 1          |
| WASHINGTON     | 0           | 0         | 0         | 0          |
| WAYNE          | 0           | 0         | 0         | 0          |
| WESTMORELAND   | 4           | 4         | 0         | 8          |
| WYOMING        | 0           | 0         | 0         | 0          |
| YORK           | 2           | 4         | 0         | 6          |
| <b>TOTAL</b>   | <b>37</b>   | <b>76</b> | <b>11</b> | <b>124</b> |



# Appendix I

## Commonwealth of Pennsylvania Bureau of Dog Law Enforcement Dogs Seized And Impounded And Total Reimbursements

| COUNTY NAME | DOG COUNT | REIMBURSED AMT |
|-------------|-----------|----------------|
| ADAMS       | 83        | \$3,320.00     |
| ALLEGHENY   | 324       | \$12,960.00    |
| ARMSTRONG   | 0         | \$0.00         |
| BEAVER      | 146       | \$5,840.00     |
| BEDFORD     | 58        | \$2,320.00     |
| BERKS       | 357       | \$14,280.00    |
| BLAIR       | 37        | \$1,480.00     |
| BRADFORD    | 24        | \$960.00       |
| BUCKS       | 81        | \$3,240.00     |
| BUTLER      | 74        | \$2,960.00     |
| CAMBRIA     | 98        | \$3,920.00     |
| CAMERON     | 0         | \$0.00         |
| CARBON      | 0         | \$0.00         |
| CENTRE      | 0         | \$0.00         |
| CHESTER     | 0         | \$0.00         |
| CLARION     | 31        | \$1,240.00     |
| CLEARFIELD  | 67        | \$2,680.00     |
| CLINTON     | 0         | \$0.00         |
| COLUMBIA    | 0         | \$0.00         |
| CRAWFORD    | 67        | \$2,680.00     |
| CUMBERLAND  | 0         | \$0.00         |
| DAUPHIN     | 35        | \$1,400.00     |
| DELAWARE    | 0         | \$0.00         |
| ELK         | 8         | \$320.00       |
| ERIE        | 147       | \$5,880.00     |
| FAYETTE     | 0         | \$0.00         |
| FOREST      | 0         | \$0.00         |
| FRANKLIN    | 206       | \$8,240.00     |
| FULTON      | 0         | \$0.00         |
| GREENE      | 148       | \$5,920.00     |
| HUNTINGDON  | 47        | \$1,880.00     |
| INDIANA     | 98        | \$3,920.00     |
| JEFFERSON   | 31        | \$1,240.00     |
| JUNIATA     | 0         | \$0.00         |

| COUNTY NAME       | DOG COUNT    | REIMBURSED AMT      |
|-------------------|--------------|---------------------|
| LACKAWANNA        | 95           | \$3,800.00          |
| LANCASTER         | 132          | \$5,280.00          |
| LAWRENCE          | 123          | \$4,920.00          |
| LEBANON           | 0            | \$0.00              |
| LEHIGH            | 0            | \$0.00              |
| LUZERNE           | 359          | \$14,360.00         |
| LYCOMING          | 106          | \$4,240.00          |
| MCKEAN            | 71           | \$2,840.00          |
| MERCER            | 147          | \$5,880.00          |
| MIFFLIN           | 0            | \$0.00              |
| MONROE            | 26           | \$1,040.00          |
| MONTGOMERY        | 220          | \$8,800.00          |
| MONTOUR           | 45           | \$1,800.00          |
| NORTHAMPTON       | 0            | \$0.00              |
| NORTHUMBERLAND    | 13           | \$520.00            |
| PERRY             | 50           | \$2,000.00          |
| PHILADELPHIA      | 0            | \$0.00              |
| PIKE              | 60           | \$2,400.00          |
| POTTER            | 30           | \$1,200.00          |
| SCHUYLKILL        | 151          | \$6,040.00          |
| SNYDER            | 0            | \$0.00              |
| SOMERSET          | 104          | \$4,160.00          |
| SULLIVAN          | 0            | \$0.00              |
| SUSQUEHANNA       | 116          | \$4,640.00          |
| TIOGA             | 6            | \$240.00            |
| UNION             | 0            | \$0.00              |
| VENANGO           | 111          | \$4,440.00          |
| WARREN            | 49           | \$1,960.00          |
| WASHINGTON        | 332          | \$13,280.00         |
| WAYNE             | 82           | \$3,280.00          |
| WESTMORELAND      | 409          | \$16,360.00         |
| WYOMING           | 0            | \$0.00              |
| YORK              | 5            | \$200.00            |
| <b>2016 TOTAL</b> | <b>5,009</b> | <b>\$200,360.00</b> |



## **Appendix J – Section 1201 of the Dog Law**

### **Addressing Enforcement by Independent Political Subdivisions**

#### ARTICLE XII

#### MISCELLANEOUS PROVISIONS

Section 1201. Applicability to cities of the first class, second class, second class A and third class.

(a) Cities of the first class, second class and second class A.--Insofar as this act provides for the individual licensing of dogs and the payment of damages for domestic animals injured by dogs or for licensed dogs illegally killed, it shall not apply to cities of the first class, second class and second class A. Such individual dog licensing and payment of damages in cities of the first class, second class and second class A shall continue to be carried on under the provisions of existing laws.

(b) Cities of the third class.--Insofar as this act provides for the individual licensing of dogs by the department, the payment of damages by the department for domestic animals injured by dogs or for licensed dogs illegally killed and for the performance of duties and functions of dog law enforcement by the department under Articles I and II, except sections 206, 207, 209, 211 and 218 as it pertains to kennel inspections; Article III, except section 301; Articles V through IX; this article; Articles XI and XII, the foregoing responsibilities shall not apply to the department within a city of the third class that does both of the following:

(1) Adopts its own dog licensing ordinance establishing individual dog licensure on a calendar year basis or on another basis consistent with that in use by the department.

(2) Notifies the secretary, in writing, of its intention to assume responsibility for enforcement of its dog licensing ordinance under authority of this section for a period commencing January 1 of a particular year and not ending prior to December 31 of the year in which the city of the third class terminates its responsibility for enforcement. If the department changes dog licensure from a calendar year basis to some other basis by regulation promulgated under authority of section 201, it may modify the requirement set forth in this paragraph to provide for the efficient and equitable transfer of dog law enforcement responsibility and appropriate dog license fees from the city of the third class to the department.

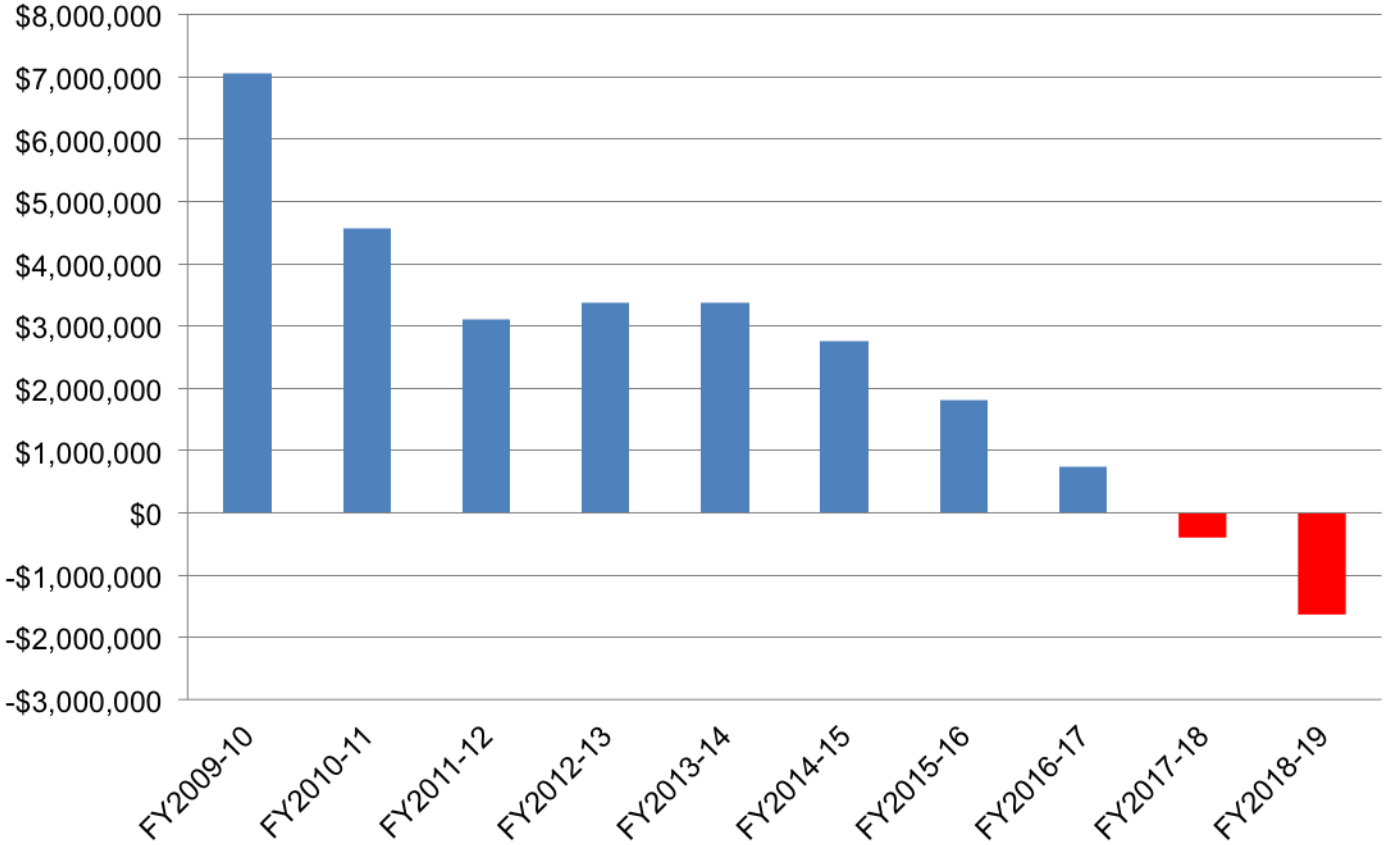
(1201 amended Dec. 11, 1996, P.L.943, No.151)



# Restoring Long-term Solvency to the Dog Law Restricted Account

*Preserving PDA's ability to safeguard dogs and the public*

# Declining Fund Balance



# Dog Law Restricted Account Monthly Cash Flow Projections (Without Increase)

| <b>FY17-18 Dog Law Cash Balance Statement (with Admin Billing &amp; No Fee Inc or Grants to Shelters)</b> |          |          |          |          |            |          |          |          |            |            |          |          |
|---|----------|----------|----------|----------|------------|----------|----------|----------|------------|------------|----------|----------|
| Beginning Balance   | 1,886    | 1,764    | 1,536    | 1,078    | 780        | (41)     | (524)    | 428      | 1,080      | 849        | 672      | 299      |
|   | Actual   |          | Estimate |          |            |          |          |          |            |            |          |          |
|   | July     | August   | Sept     | Oct      | Nov        | Dec      | Jan      | Feb      | March      | April      | May      | June     |
| Revenue   | 397      | 288      | 287      | 227      | 267        | 262      | 1691.8   | 1,294    | 772        | 642        | 642      | 392      |
| Personnel   | 430      | 418      | 640      | 420      | 420        | 640      | 420      | 420      | 640        | 420        | 420      | 640      |
| Operating   | 89       | 98       | 105      | 105      | 105        | 105      | 320      | 221      | 81         | 118        | 595      | 115      |
| <i>Admin Billing Per Schedule</i>   | <u>0</u> | <u>0</u> | <u>0</u> | <u>0</u> | <u>563</u> | <u>0</u> | <u>0</u> | <u>0</u> | <u>282</u> | <u>281</u> | <u>0</u> | <u>0</u> |
| Total Expenses  | 519      | 516      | 745      | 525      | 1,088      | 745      | 740      | 641      | 1,003      | 819        | 1,015    | 755      |
| Ending Balance  | 1,764    | 1,536    | 1,078    | 780      | (41)       | (524)    | 428      | 1,080    | 849        | 672        | 299      | (64)     |
| <b>FY18-19 Dog Law Cash Balance Statement (with Admin Billing &amp; No Fee Inc or Grants to Shelters)</b> |          |          |          |          |            |          |          |          |            |            |          |          |
| Beginning Balance   | (64)     | (187)    | (644)    | (895)    | (1,207)    | (2,286)  | (2,563)  | (1,614)  | (905)      | (1,153)    | (1,354)  | (1,257)  |
|   | Estimate |          |          |          |            |          |          |          |            |            |          |          |
|   | July     | August   | Sept     | Oct      | Nov        | Dec      | Jan      | Feb      | March      | April      | May      | June     |
| Revenue   | 398      | 288      | 287      | 226      | 264        | 261      | 1,706    | 1,302    | 777        | 645        | 645      | 393      |
| Personnel   | 431      | 646      | 431      | 431      | 646        | 431      | 431      | 431      | 646        | 431        | 431      | 646      |
| Operating   | 90       | 99       | 107      | 107      | 107        | 107      | 326      | 162      | 83         | 120        | 117      | 115      |
| <i>Admin Billing Per Schedule</i>   | <u>0</u> | <u>0</u> | <u>0</u> | <u>0</u> | <u>591</u> | <u>0</u> | <u>0</u> | <u>0</u> | <u>296</u> | <u>295</u> | <u>0</u> | <u>0</u> |
| Total Expenses  | 521      | 745      | 538      | 538      | 1,344      | 538      | 757      | 593      | 1,025      | 846        | 548      | 761      |
| Ending Balance  | (187)    | (644)    | (895)    | (1,207)  | (2,286)    | (2,563)  | (1,614)  | (905)    | (1,153)    | (1,354)    | (1,257)  | (1,625)  |

# Five-year Outlook

*Mounting deficits without a fee increase*

## COMPARATIVE FINANCIAL STATEMENT

### Dog Law Restricted Account (60118)

(in thousands)

|                                     | TWO YEAR<br>PRIOR<br>2015-16<br>ACTUAL | ONE YEAR<br>PRIOR<br>2016-17<br>ACTUAL | 2017-18<br>PROJECTED | 2018-19<br>PLAN YR.1 | 2019-20<br>PLAN YR.2 | 2020-21<br>PLAN YR.3 | 2021-22<br>PLAN YR.4 |
|-------------------------------------|--|--|----------------------|----------------------|----------------------|----------------------|----------------------|
| <b>Beginning Balance</b>            | 2,749                                  | 1,806                                  | 1,886                | (64)                 | (1,625)              | (3,329)              | (5,178)              |
| <b>Revenue:</b>                     |  |  |                      |                      |                      |                      |                      |
| Est Revenue - Current Fee Structure | 7,096                                  | 7,128                                  | 7,160                | 7,192                | 7,224                | 7,257                | 7,290                |
| Additional Revenue - Fee Increase   | 0                                      | 0                                      | 0                    | 0                    | 0                    | 0                    | 0                    |
| Total Receipts                      | 7,096                                  | 7,128                                  | 7,160                | 7,192                | 7,224                | 7,257                | 7,290                |
| <b>Funds Available</b>              | 9,845                                  | 8,934                                  | 9,046                | 7,128                | 5,599                | 3,928                | 2,111                |
| <b>Expenditures:</b>                |  |  |                      |                      |                      |                      |                      |
| Total Expenditures (60118)          | 8,039                                  | 7,048                                  | 9,110                | 8,753                | 8,928                | 9,107                | 9,289                |
| <b>Ending Balance</b>               | 1,806                                  | 1,886                                  | (64)                 | (1,625)              | (3,329)              | (5,178)              | (7,178)              |

# Reducing Expenses

## Operating Expenses Reductions

|                              | FY 10-11         | FY 15-16         | Savings            | % Reduction |
|------------------------------|------------------|------------------|--------------------|-------------|
| Printing                     | \$155,000        | \$56,000         | (\$99,000)         | -64%        |
| Holding and Disposing Grants | \$518,000        | \$225,000        | (\$293,000)        | -57%        |
| Vehicle Maintenance          | \$129,000        | \$35,000         | (\$94,000)         | -73%        |
| <b>Total</b>                 | <b>\$802,000</b> | <b>\$316,000</b> | <b>(\$486,000)</b> | <b>-61%</b> |

## Personnel Expense Reductions


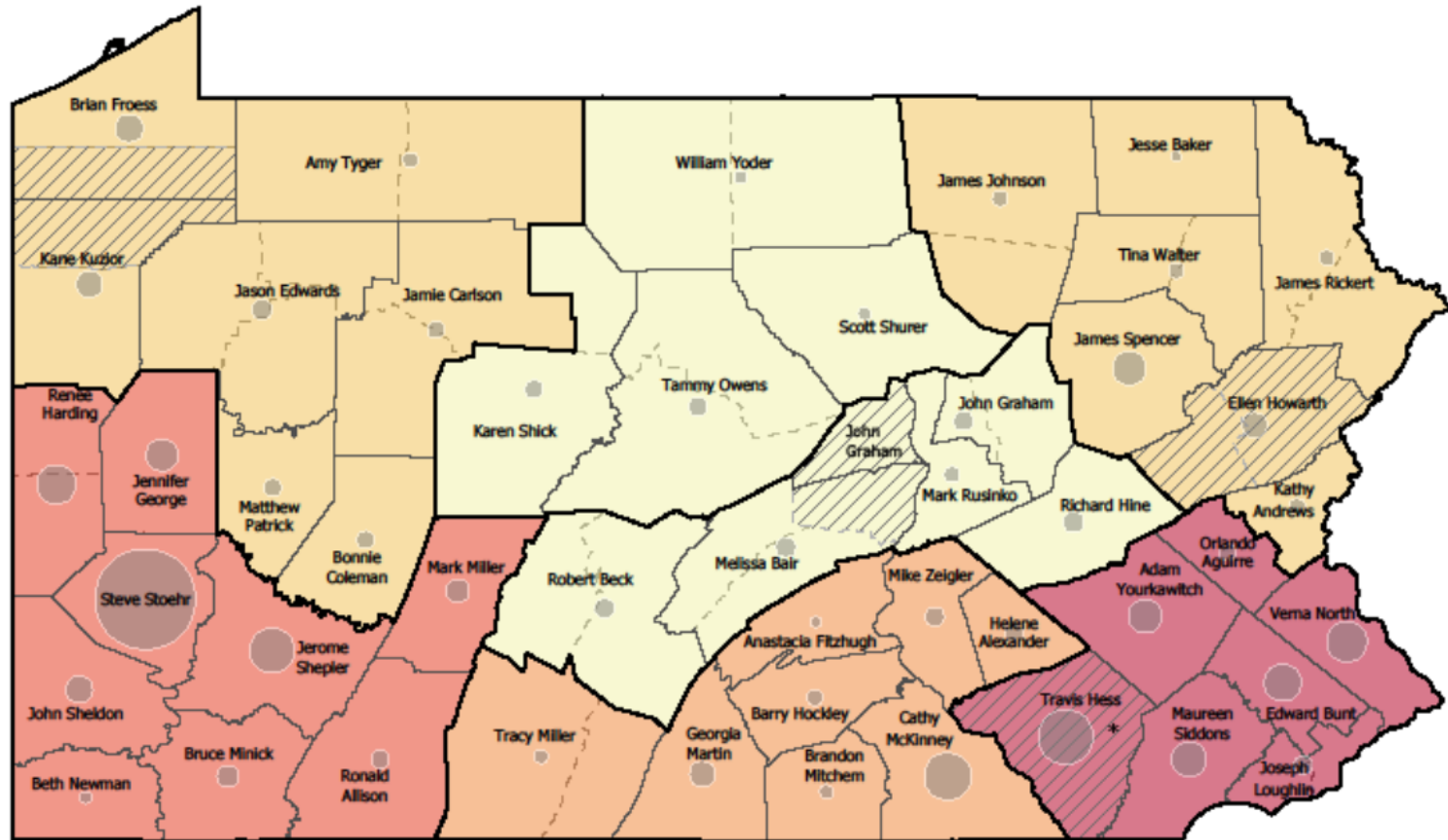
|                        |             |             |             |      |
|------------------------|-------------|-------------|-------------|------|
| Authorized Complement* | 92          | 66          | -26         | -28% |
| Personnel Budget       | \$5,989,000 | \$5,376,000 | (\$613,000) | -10% |

## Total Recurring Savings

**(\$1,099,000)**

\* In FY 16-17, authorized complement was reduced further to 62 positions, leaving another four positions vacant indefinitely that would otherwise have covered Carbon, Crawford, Lancaster, Monroe, Snyder and Union counties.

# Wardens and Dog Population by County

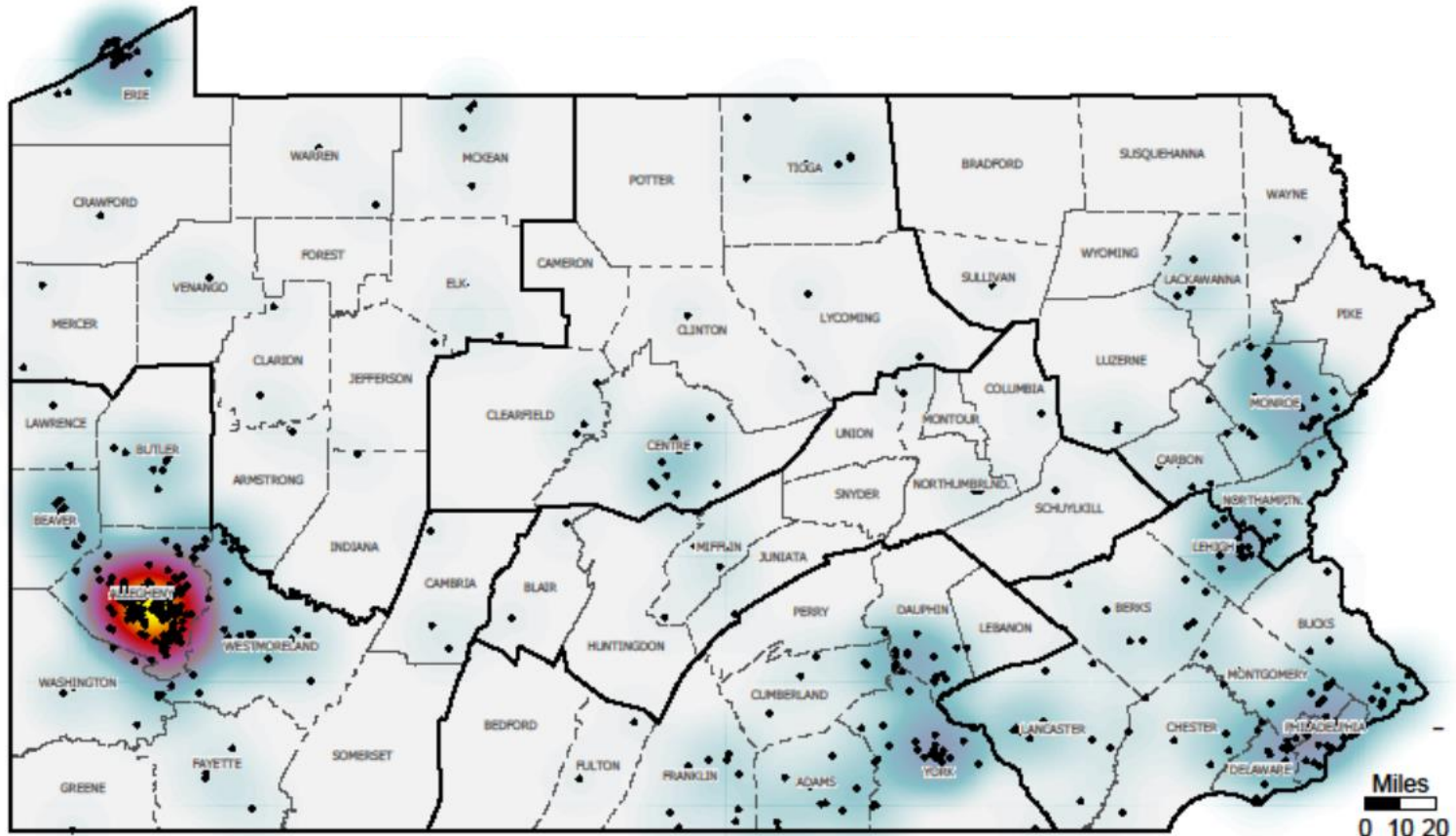


Median Warden Salary + Benefits: \$83,961  
 Median Supervisor Salary + Benefits: \$98,105

\* Note: Two additional wardens, Corey Frey & Chris Seiple, operate from Lancaster County but inspect kennels state-wide.



# Dangerous Dogs





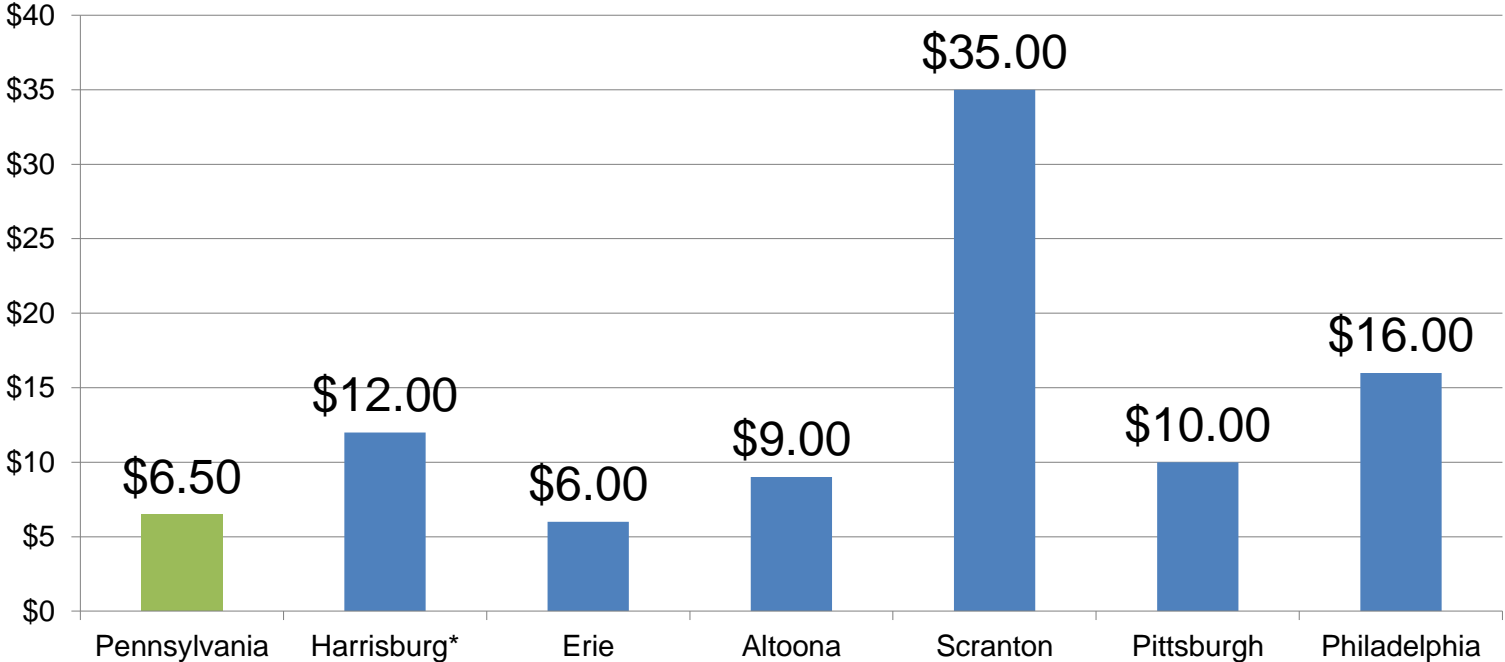
# Current Fees vs. License Proposal vs. CPI

| Dog Law License Fees                 |         |         |           |         |                         |         |           |         |                |
|--------------------------------------|---------|---------|-----------|---------|-------------------------|---------|-----------|---------|----------------|
| Current vs Proposal vs CPI Inflation |         |         |           |         |                         |         |           |         |                |
|                                      | Current |         |           | % DLRA  | Proposal (July 1, 2017) |         |           | % DLRA  | CPI Adjustment |
| License 1-Year                       | Total   | Dog Law | Treasurer | Retains | Total                   | Dog Law | Treasurer | Retains | 1996 - 2017    |
| Neutered Male/Female                 | \$6.50  | \$5.00  | \$1.50    | 77%     | \$10.00                 | \$8.00  | \$2.00    | 80%     | \$10.09        |
| Sr N Male/Female                     | \$4.50  | \$3.00  | \$1.50    | 67%     | \$7.00                  | \$5.00  | \$2.00    | 71%     | \$6.99         |
| Male/Female                          | \$8.50  | \$7.00  | \$1.50    | 82%     | \$13.00                 | \$11.00 | \$2.00    | 85%     | \$13.20        |
| Sr Male/Female                       | \$6.50  | \$5.00  | \$1.50    | 77%     | \$10.00                 | \$8.00  | \$2.00    | 80%     | \$10.09        |
|                                      |         |         |           |         |                         |         |           |         |                |
| Lifetime                             | Total   | Dog Law | Treasurer |         | Total                   | Dog Law | Treasurer |         |                |
| Neutered Male/Female                 | \$31.50 | \$30.00 | \$1.50    | 95%     | \$47.00                 | \$44.00 | \$3.00    | 94%     | \$48.91        |
| Sr N Male/Female                     | \$21.50 | \$20.00 | \$1.50    | 93%     | \$32.00                 | \$29.00 | \$3.00    | 91%     | \$33.38        |
| Male/Female                          | \$51.50 | \$50.00 | \$1.50    | 97%     | \$77.00                 | \$74.00 | \$3.00    | 96%     | \$71.96        |
| Sr Male/Female                       | \$31.50 | \$30.00 | \$1.50    | 95%     | \$47.00                 | \$44.00 | \$3.00    | 94%     | \$48.91        |

# License Fee Comparison

PA vs 1<sup>st</sup>, 2<sup>nd</sup> and 3<sup>rd</sup> Class Cities

## Annual License Fee



\*Post-March 1 price. Fee for a license purchased prior to March 1 is \$6.



# Dog Law Restricted Account

## (Fee Increase)

### COMPARATIVE FINANCIAL STATEMENT

(in thousands)

|                                       | 2015-16<br>ACTUAL | 2016-17<br>AVAILABLE | 2017-18<br>BUDGET | 2018-19<br>PLAN YR.1 | 2019-20<br>PLAN YR.2 | 2020-21<br>PLAN YR.3 | 2021-22<br>PLAN YR.4 |
|---------------------------------------|-------------------|----------------------|-------------------|----------------------|----------------------|----------------------|----------------------|
| <b>Beginning Balance</b>              | 2,749             | 1,806                | 1,801             | 2,751                | 3,262                | 3,367                | 3,036                |
| <b>Revenue:</b>                       |                   |                      |                   |                      |                      |                      |                      |
| Estimated Rev - Current Fee Structure | 7,096             | 7,167                | 7,239             | 7,311                | 7,384                | 7,458                | 7,533                |
| Additional Rev - Fee Increase         | 0                 | 0                    | 2,846             | 2,868                | 2,891                | 2,913                | 2,941                |
| Total Receipts                        | 7,096             | 7,167                | 10,085            | 10,179               | 10,275               | 10,371               | 10,476               |
| <b>Funds Available</b>                | 9,845             | 8,973                | 11,886            | 12,930               | 13,537               | 13,738               | 13,512               |
| <b>Expenditures:</b>                  |                   |                      |                   |                      |                      |                      |                      |
| Total Expenditures                    | 8,039             | 7,172                | 9,135             | 9,668                | 10,170               | 10,702               | 11,265               |
| <b>Ending Balance</b>                 | 1,806             | 1,801                | 2,751             | 3,262                | 3,367                | 3,036                | 2,247                |

## What the Proposal Will Allow

- ✓ Long-term solvency in the Dog Law fund
- ✓ More than \$1.25 million in relief to GGO
- ✓ Restore \$600,000 in annual grants to shelters
- ✓ Develop one uniform, statewide sales portal
  - Enable PDA to operate like a business; proactively market to license holders
  - Turn county treasurers' systems into revenue generators, not cost centers

# What's at Risk of Elimination without an Increase

- ✓ Eliminate shelter reimbursements for holding stray dogs.
- ✓ End maintenance of dangerous dog registry; no dangerous dog registration enforcement.
- ✓ Fewer personnel to inspect kennels.
  - Constituent complaints would increase due to lack of inspections.
  - Increased risk of illegal activities due to limited/no kennel oversight.
- ✓ Damages to livestock caused by dogs or coyotes would not be reimbursed.